

Travel Tips: Travel Purchases and Home Decoration Concepts



Going on a trip and shopping for relics to bring back home can be a joyous experience for anyone. It doesn't matter if you travel to a neighboring town or to a continent thousands of miles away. Collecting meaningful things that are brand new to you can be immensely rewarding. It can be especially fun to bring home eye-catching items that you can use for interior design applications.

Integrating these new

elements into your living space and making them appear cool and stylish doesn't have to be hard either.

Do you want to jazz up the appearance of one of your doors at home? If you invest in a sturdy [barn door kit](#), you may have the ideal foundation for wreath draping. It isn't uncommon for people to pick up eye-catching wreaths any time they're away from home. You can give your barn door a pop of flair by adorning it with a wreath from your travels.

Art aficionados often adore collecting pieces during their distant voyages, and quite understandably. There are few items that can make a residential space look and feel more fashionable than artwork on otherwise bare walls. It doesn't matter if you pick up a painting of pieces of fruit from an outdoor market in rural France. It doesn't matter if you get your hands on a striking abstract art print in Berlin; Germany; or Seoul, South Korea either. Artwork can quickly take the vibe of your interior design scheme to the next level.

Figurines can be cute and dainty. They can be elegant, sophisticated, and dignified at the same exact time. They come in all sorts of materials and tend to be small. That's why they're usually a cinch to pack in luggage. If you want to create a cool and modern feel with figurines that you bought during a trip, there are so many diverse options on hand for you. Perhaps you have a grand piano in your family room. If you do, tasteful placement of figurines directly on top of it may just work like a charm. Maybe you have a floating wall shelf in your den or study. If you do, then putting figurines

on display there may give your space some extra character. There are so many spots that are optimal for figurine placement all throughout your home. Think outside the interior design box.

It isn't unusual for people to collect stunning and refined housewares any time they're away from home. Fine china collectors abound in the travel sector. If you purchase stunning platters during a big trip, though, you do not necessarily have to set them aside for meals. That's because you can highlight all of their glory for the world to see by putting them directly on your walls like murals. Plates on walls can instantly introduce touches of pure sophistication to homes of all kinds.

Shopping for lovely and timeless area rugs can be thrilling. If you secured an intricate rug during a vacation somewhere distant, then you can take a couple of different decoration approaches. You can take the classic approach by covering your flooring with a soft and smooth rug. You can even opt to drape it right on top of an empty wall like an enormous painting. If you scored a rug during a trip that makes you feel proud, putting it on the wall may be a smart and updated way to showcase it.

Are you a budget-conscious traveler? If you are, then you're probably more than hesitant to fork over significant sums of money on souvenirs when you're away. That wouldn't stop you from snapping seemingly endless pictures of your unfamiliar and visually appealing surroundings, however. If you want to decorate your home with reminders of your time away, then it can help to depend on pictures. You can put pictures of famous landmarks that you've seen inside of frames. You can take a more simple route as well. If you don't want to devote a substantial amount of time to framing or anything else like that, you can simply get magnets and put your images on top of your refrigerator in your kitchen. People who visit your home for dinner will be able to see evidence of your marvelous

voyages.

Travel Advice: 5 Cold Weather Getaway Spots in the U.S.



By Nicole Maher

The summer months have come and gone as we get ready to welcome the winter season. Depending on where you live, you may be experiencing a change in weather for the next few months. Whether you are living in a warmer climate and looking to partake in some winter activities, or live somewhere colder and looking to escape the snow, we have some [travel advice](#) for you.

Check out our travel advice on five cold weather getaway destinations in the United States.

1. New Orleans: For northerners looking to escape the cold weather for a few days, New Orleans, Louisiana is a great place to visit. This city experiences a slight shift in temperature, making the winter months less hot than the summer ones. February is the prime time to visit New Orleans as it houses the city's annual Mardi Gras celebration. If you're planning on taking part in the festivities, it is important to plan your trip well in advance, as hotels fill quickly. The surrounding weeks around Mardi Gras are also great options to take in the culture and enjoy the weather.

Related Link: [Travel Tips: Traveling Safely This Mid-Pandemic Holiday Season](#)

2. Hanover, New Hampshire: If you're looking for someplace where you can take part in a variety of winter sports, New Hampshire is the place to visit. Places such as Dartmouth College in Hanover, New Hampshire host extensive winter festivals with ski-racing, ice sculpting, and polar plunges. Temperatures can drop relatively low during the winter months, so be sure to pack a heavy jacket and extra pair of gloves. If you're looking for someplace with a smaller winter festival, there are many towns and cities across New England that offer similar experiences on a smaller scale.

Related Link: [Travel Advice: U.S. National Park Must-Sees](#)

3. Death Valley: If you prefer sand over snow, visiting Death Valley National Park is a great option this winter season. While temperatures reach well over one hundred degrees Fahrenheit in the summer, they drop to the seventies during the winter months, making a midday hike much more enjoyable

This national park spans across both California and Nevada, and offers endless scenery options such as the Badwater Basin and towering sand dunes.

4. Alaska: For those brave enough to tackle the coldest of climates, Alaska is a beautiful place to visit during the winter months. Larger locations in Alaska such as Fairbanks and Anchorage offer events such as train tours and dog-sledding that allow you to take in all the winter scenery and spot some wildlife. Use this travel advice to visit between the months of September and March for your best chance at catching a glimpse of the Northern Lights.

5. New York City: If you're looking for a middle-of-the-road type of option, New York City is the best of both worlds. The temperatures are low enough to make it feel like winter, but there are plenty of opportunities to escape inside to warm up. The holiday season is a great time to take a trip to the city if you're looking to take in some decorations or ice skate at Rockefeller Center. Watching the ball drop New Years Eve from Times Square is also an unforgettable New York City experience.

What are some other places to visit in the United States during the winter months? Start a conversation in the comments below!

Travel Advice: Socially Distant Vacation Ideas



By Carly Silva

Trying to find safe travel plans during these strange times brought on by the COVID-19 pandemic can be tricky, but that doesn't mean you can't still find a way to vacation this year. For those who are just itching to get out and start traveling, there are ways you can do so while staying safe and practicing social distancing.

If you're looking for some [travel advice](#) during the pandemic, check out these socially distant vacation ideas!

1. Rent an RV: Renting an RV is a perfect idea for a socially-distanced vacation. You can drive to whatever destination you

are planning for while riding and staying inside the RV with only the people you feel comfortable being around. You also can cook and use the bathroom inside an RV, eliminating the need to eat at restaurants or use public restrooms.

Related Link: [Travel Advice: U.S. National Park Must-Sees](#)

2. Visit a National Park: National parks are great attractions to visit that most likely won't result in swarms of people and large gatherings. Finding a natural attraction like a National Park is a great way to explore the outdoors, while still keeping your distance from others. Embark on an adventure with your friends and family without the stress of risking exposure to the virus.

Related Link: [Travel Tips: What to Pack in Your Carry-On During a Pandemic](#)

3. Rent a secluded house: Renting a house always makes for a fun and private vacation experience. Whether you're looking to rent a house on a lake, on the beach, or in the mountains, you can find a vacation rental that is perfect for you and your family to stay secluded and have a private vacation without having to worry about all of the people at hotels. You also can avoid having to eat out at restaurants if you rent a house with a kitchen, too!

4. Camping: Camping is always a fun thing to do when you need to get away, but it is even more ideal for socially distant vacations. Camping is the perfect way to engage in all of the activities you love, spend some quality times with the outdoors, and not have to worry about sleeping in a hotel or walking through busy restaurants.

5. Day trips: Day trips, though they may not be the ideal vacation, are another option to consider when trying to practice safe vacationing. Dedicating a day to spend hiking, biking, sight-seeing, or whatever you love to do when you vacation, is the perfect way to get out of the house without

having to risk staying over anywhere.

What are some other socially-distant vacation ideas? Start a conversation in the comments down below!

Travel Advice: U.S. National Park Must-Sees



By Carly Silva

Staying home for months in quarantine has made most of us excited to get outdoors and start exploring again. Traveling to National Parks can be a great socially-distanced and inexpensive way of getting back out into the world. If you

love nature and want to explore some of the most impressive sights at National Parks in the U.S., you'll need some travel advice first.

If you're looking for some travel advice, here are five stellar National Park sites to visit

1. Hoh Rain Forest, Olympic National Park: The Hoh Rain Forest is located in Washington State, along the Olympic Peninsula. As it houses one of the largest temperate rainforests in the U.S., the Hoh Rain Forest has plenty of trails for tourists to explore, along with spots for picnicking and camping.

Related Link: [Travel Tips: Flying with Pets](#)

2. Mount Kilauea, Hawaii Volcanoes National Park: Mount Kilauea is the youngest and most active volcano shield located on the southernmost island of Hawaii. It is the most visited attraction in Hawaii, as well as the most visited volcano in the entire world. Mount Kilauea has tons of trails and tours for you to do, including a guided bike tour around the volcano!

Related Link: [Travel Tips During the Pandemic: Is Flying on an Airplane Safe?](#)

3. Waterlemon Cay, Virgin Islands National Park: Waterlemon Cay is a peaceful beach off of the Virgin Island, St. John. It is a very popular snorkeling location, where you will spot a variety of marine animals, ranging from fish, to stingrays, to even sea turtles. Waterlemon Cay is a great place to visit if you love swimming and the beach, and there are plenty of other attractions to visit on St. John as well.

4. Big Bend National Park: Big Bend is located in Southern

Texas, and it spans the Chisos Mountains with a number of sights and canyons to see. You can sightsee, ride horses, explore the river, and look for wildlife. You can sightsee from a car, lodge on the mountain, or enjoy hardcore wilderness activities. This place is perfect if you're not sure how much wilderness you want to experience.

5. Crater Lake National Park: Located in central Oregon, Crater Lake is one of the world's deepest and clearest lakes. Famous for its extremely deep water and beautiful blue color, this National Park offers boat and trolley tours on the lake, as well as ranger programs and rainforests surrounding it. Crater Lake is a great place to go if you're looking for some gorgeous sightseeing.

What are some other sites to visit? Start a conversation down below!

Travel Tips: Flying with Pets





By Alycia Williams

In some cases, our pets tend to be our best friends, and who wouldn't want their best friend to go on vacation with them? Traveling with your pet can be a real hassle, but if you follow the right [travel tips](#), you can make sure that everything is smooth sailing.

Here seven travel tips for flying with your pet.

1. Do your research: Regulations and fees vary depending on airline and whether your pet flies in the cabin or as checked baggage. Be sure to check an airline's history of flying animals.

Related Link: [Health Tips: How Adopting a Pet Can Help Your Mental Health](#)

2. Consider a pets-only airline: Pet Airways offers climate-controlled cabins outfitted with individual crates, and a flight attendant checks on the animals every 15 minutes. After

landing, pets are given a bathroom break, and can be picked up by their owners at the airline's Pet Lounge at participating airports.

Related Link: [Travel Tips During the Pandemic: How to Stay Safe on Planes](#)

3. Pet papers: If you're traveling outside the country, find out what vaccinations your pet will need and if quarantine is required. Consult the database of animal import requirements for more information.

4. Prepare the carrier: Purchase a kennel that has room for your pet to turn around and stand without hitting its head. If your pet hasn't traveled before, spend some time getting the animal used to being in the carrier.


5. ID tags: Attach contact information to both your pet's collar and its carrier. That way if your pet gets lost you will be contacted and no one else can claim your pet.

6. Exercise: Before the flight, play with your cat or take your dog for a walk. The more tired your pet is, the more likely it is to sleep during the trip.

7. Relax: Use lavender oil as an "association scent" to help your pet relax while flying. In the weeks before the flight, put a drop of oil on your hands at feeding times or before walks. Once onboard, the positive association will allow your pet to calm down and remain relaxed.

What are some other travel tips for flying with your pet? Start a conversation in the comments below!

Travel Advice: The Best Games to Play on Road Trips



By Alycia Williams

Road trips have the potential to be really fun, but sometimes it can be a long, grueling, and silent ride. Making the most of a road trip is important, and the best way to do it is with games. Avoid those silent moments with these [travel tips](#) on what games works best for road trips.

Here is some travel advice for the best games to play during a road trip.

1. The Alphabet game: In this classic road trip game that doesn't require a board or game pieces, players attempt to find words starting with every letter of the alphabet, going in order from A to Z. To make this game more competitive, someone can pick a category like groceries/food, animals, places, or famous people, and the people in the car will take turns naming items from that category that begin with ascending letters from A to Z.

Related Link: [Date Idea: Get Off the Grid](#)

2. 20 questions: One player thinks of a person, place, or thing. The others take turns asking yes-or-no questions; after each question, they get a guess about what/where/who it is. If they don't solve it after 20 questions, they lose.

Related Link: [Date Idea: Explore Love on a Road Trip](#)

3. Cows on my side: This simple kids' road trip game is a lot of fun for families driving through the countryside. When you see cows on your side of the road, yell "Cows on my side!" You get a point for each time you call a group of cows. If you spot cows on the opposite side, you can yell "Cows on your side!" and steal a point from your opponent. Passing a cemetery? The first person to yell "Ghost cow!" steals all the other side's points.

4. What am I counting?: In this guessing game one person starts counting something out loud as they see it... but they don't tell anyone what they are counting. The rest of the players have to figure out what they are counting.

5. Hum that tune: One player starts the game by humming a well-known song. The first person to guess the tune correctly gets to be the next "hummer." It sounds super simple, but it's often trickier than it seems!

6. Six degrees of movie fun: To begin this one, one family member names any actor. The next person names a movie the

actor was in. The following person names someone *else* in that movie that hasn't already been said, and so on going back and forth between movie titles and actors until someone is unable to answer.

7. Going on a picnic: This is a story memory game where someone says "I'm going on a picnic and I'm going to bring..." and then lists an item. The next person begins "I'm going on a picnic and I'm going to bring..." and must list the first person's item before adding their own item. The list grows and grows and the first person to not be able to correctly list all the items is the loser.

What are some other games to play on a road trip? Start a conversation in the comments below!

Travel Tips During the Pandemic: How to Stay Safe on Planes





By Alycia Williams

The COVID-19 virus has brought a lot of uncertainty to us all, especially when it comes to traveling. Though some people are avoiding traveling by plan altogether, some have no choice or want to take the risk. [Travel advice](#) is well needed as you board planes during the pandemic.

Here are some travel tips for flying during the pandemic.

1. Keep the hand sanitizer close by: As your going through the airport to get to your flight, you'll touch a lot of things and you won't always have access to soap and water to wash your hands. Have multiple travel size sanitizers handy, that way every time you touch something you can sanitize quickly.

Related Link: [Travel Tips During the Pandemic: Should We Cancel Summer Travel Plans?](#)

2. Wear a face mask: Keeping your face mask on is really important during the pandemic, but as you are flying it is

extremely important. If you're near anyone make sure your face mask is covering your nose and mouth. Don't take it off unless you absolutely have no choice.

Related Link: [Travel Tips: Traveling During the Coronavirus Outbreak](#)

3. Wipe the seat with disinfectant wipes: When you board the plane have some disinfectant wipes close by that way you can wipe off your seat before sitting in it. Don't forget to wipe off the arm rest as well as the inside pocket of the seat in front of you.

4. Keep your distance: Stay as far away as possible from everyone is the airport as you're waiting to board your plane. Don't sit next to anyone and don't stand near anyone.


5. Wear sunglasses: Since you can contract viruses through your eyes, some doctors recommend wearing protective eye gear. Sunglasses can do the exact same job. Protect your eyes by wearing any kind of glasses.

6. Prepare for your flight: Leading up to your flight, get sufficient sleep, eat healthy, take vitamins C and D, and exercise in order to boost your immune system.

7. Point the air vent away: When you sit down in your seat, turn on your filter so it pushes the air, not on your face, but directly in front of your face, so it keeps any particles or viruses away from your face.

What are some more travel tips for flying during the pandemic? Start a conversation in the comments below!

Travel Tips During the Pandemic: Should We Cancel Summer Travel Plans?



By Alycia Williams

Vacations are typically booked a year or more in advance, but no one could have predicted the COVID-19 outbreak. Since new developments in the pandemic are happening every day, it's hard to say whether those travel plans that you booked over a year ago should be cancelled or not. If you need some [travel advice](#) when it comes to traveling during these confusing times, then you're in the right place.

Check out some travel tips for getting out of town during the pandemic.

1. Clean your hands often: Although you should be washing your hands often even if you aren't traveling, it's important to constantly wash your hands when you're out and about. Try to get to a sink to wash your hands with soap every hour or two.

Related Link: [Travel Tips: Traveling During the Coronavirus Outbreak](#)

2. Anticipate your needs: Bring enough medicine for your whole trip, pack a lot of hand sanitizer, include a cloth face covering for when you are out in public places, pack non-perishable food and bottled water, and whatever else you might need during the trip. This will avoid a panic session while you're away from home and need something that you can't get.

Related Link: [Travel Tips: 5 Things to Know When You Travel to Europe](#)

3. Follow state and local travel restrictions: While you are traveling, it is possible a state or local government may put into place travel restrictions, such as stay-at-home or shelter-in-place orders, mandated quarantines upon arrival, or even state border closures. Plan to keep checking for updates as you travel.


4. Use the restroom before the flight: Try your best not to use any public bathrooms. Use the bathroom before you arrive at the airport and avoid using the bathroom on the flight, if possible. If you must use it, of course sanitize your hands immediately afterward.

5. Wipe the seat with **disinfectant wipes:** At the airport while you're waiting for your flight, wipe down the seat at the

gate, and then when you get on the plane, use another wipe to sterilize the arm rest and the inside pocket of the seat in front of you, along with the seat/headrest and tray.

What are some other tips for traveling during the pandemic? Start a conversation in the comment below!

Travel Advice: Most Romantic Spots in the Philippines for the Perfect Honeymoon



The Philippines is known for its picturesque landscapes, the perfect amalgamation of sandy beaches and tall mountains. For lovers looking for an international getaway, the Philippines offers a variety of choices.

Whether it's your honeymoon or your 25th year together, these islands are the romantic escape you need. Here's a list of the 6 most romantic places in the Philippines:

1. El Nido

You can take a ferry from [Coron to El Nido](#) to visit this paradisiacal place in Palawan. It is one of those destinations that look much better in person than in snaps. If you plan to go to El Nido, prepare yourself to witness white beaches, uncharted landscapes and crystal-clear lakes. Although it has the reputation of being an expensive place to travel, you can actually go around El Nido on a budget as well.

2. Mount Pico del Loro

You can find Mount Pico del Loro right in between Cavite and Batangas. It is largely known as one of the most scenic mountain spaces on the islands- and the view that you get from the peak does justice to this reputation. Standing amidst the evergreen trees, looking out at the blue skies dotted with billowy clouds, one cannot help but express their feelings of love and admiration for their partner. Planning to propose to your partner? You should definitely do it at Pico del Loro for an immediate positive response.

3. Seven Lakes

Seven Lakes is another popular tourist spot in San Pablo City, Laguna. The seven crater lakes are frequented by lovers and

couples of all ages because of the gorgeous natural picture the place provides. There's also a hiking trail for the lovers who want to take a little stroll through nature.

4. Boracay

If you've ever planned a beach holiday, you've probably come across a recommendation for this place. There's a good reason for that too. Boracay is one of the best beach destinations in the world and is frequented by both domestic and international tourists. The [sunrises and sunsets](#), the white beaches, the relaxing massages, the luxurious lifestyle- you could enjoy all of that with your sweetheart when you visit Boracay. For couples who love their thrills, the Ariel's Point nearby has facilities for kayaking, sky diving and a lot more.

5. Batanes


Lush green hills stretching far across the horizon- that's Batanes for you. The natural beauty of this place is enough to make you fall in love with it. Along with this, the place also has well-preserved physical attractions that deserve your attention.

6. Vigan City

The Spanish colonial era lives and breathes in Vigan City, a UNESCO World Heritage Site. The streets, the houses, the people- all of it together will add to your blossoming romance with the love of your life. Vigan City is also a really good option for solo travel- if you want to lose yourself in a different space and time altogether.

These are the 6 most appealing holiday destinations for couples in the Philippines, perfect for a romantic weekend of pure bliss.

Travel Advice: Best Places to Spend New Years Eve



By [Meghan Khameraj](#)

2020 is right around the corner! Can you believe it? As we say goodbye to this decade, we welcome a new one full of adventures and opportunities. Avoid any holiday stress by using [travel tips](#) to ring in 2020 with a bang by spending New Year's Eve in these fun spots!

Excited to ring in the new decade? Cupid has some travel tips to help you start the decade off with a

bang:

The prospect of the new year can be a stressful, especially after all of the chaos that comes with celebrating the earlier holidays in the season. Don't stress though! Cupid has some great [travel advice](#) to help you find a fun place to celebrate the new year and new decade:

1. New York City: If you want to be in the center of the action, then NYC is the place to be! With its iconic ball drop in Times Square, there is no doubt that New York City is the number one place to spend the holiday. If you aren't a big fan of crowds (the celebration brings millions to the five-block strip), do not fear! The other New York City boroughs such as Queens and Brooklyn offer less intense activities such as a view of the firework show and warehouse parties.

Related Link: [Date Idea: Fall in Love with Falling Leaves](#)

2. London: If you're looking for a big city that is *slightly* less hectic than New York, London is your best bet! There are many festive celebrations happening around the city such as watching fireworks from the London Eye or relaxing on a boat cruise down the Thames River. If you're from the USA, you'll get to celebrate the new year a few hours earlier. You can totally brag to your friends that you're technically in the future!

Related Link: [Fashion Trend: Giving the Boot to Summer – Hello Fall!](#)


3. The Poconos: If big cities aren't your thing, cozying up in a warm cabin might be your ideal way to spend the holiday! You can escape your busy life by renting a cabin or cottage online. There are options for hiking, camping, and much more to help you get in touch with nature for the new decade!

4. Disney World: Who said Disney is only for kids? Ring in the

new year with magical fireworks and your favorite characters! The park stays open extra late on the holiday so you can get the best experience possible. They have such great dining and drinks that you won't even realize you're in a theme park.

Where do you plan on ringing in the new decade? Let us know in the comments below!

Travel Tips: The World's Most Festive Locations to Celebrate Christmas



By [Ahjané Forbes](#)

Christmas is right around the corner, and it can be stressful planning a trip for this holiday. Here are some options for the perfect [vacation destination](#).

If you're on the nice list, you deserve a treat this holiday. Here are some travel tips for places you should visit to spread some holiday joy:

1. Leavenworth, Washington: If you want to imagine you live in the snow globe of your childhood, then Washington is the place to be. This is a great area to visit with some friends. The state has mountains that get covered in snow every year. The streets are lit with lights, and the community is very festive with Christmas caroling and other activities. You can also go to in the local gazebo, indulge in some sledding, and go on sleigh rides.

Related Link: [Travel Tips: Vacation Destinations for a Girls' Getaway](#)

2. Santa Claus, Indiana: "America's Christmas Hometown" is a great destination for the kids. You can go to Santa's house and enjoy the fun. Reindeer, chestnuts, and Santa's post office are all available on this trip. Your child can send a letter to Mr. Claus, and they will get an answer back!

3. New York, New York: The city that never sleeps has a lot of activities for couples. From Christmas to New Year's Eve, you and your partner can enjoy this holiday. There are tree lighting ceremonies, carriage rides through Central Park, and of course, the Macy's Day Parade. Many couples like to stay in the Big Apple until New Year's Eve to ring in the new year with a kiss.

Related Link: [Travel Tips: Health Benefits of Luxury Travel](#)

4. Montego Bay, Jamaica: This parish is easy to get to because it has an airport. Although there will not be a reindeer in sight, you and your friends will be able to have lots of fun. You can swim with dolphins or sting rays, go snorkeling, play dominoes, swim in the pool, or golf, while also visiting nearby parishes. The country has beautiful beaches and delicious food. Tourists often like to go to Dunn's River where they are able to climb up the natural waterfall. Many of the resorts offer packages for groups that include many day trips.

5. Nassau, Bahamas: Santa might not be on this tropical island, but the kids won't mind. The white sand beaches will distract them when they're making sand castles and swimming in the clear blue water. If you feel that your child may lose some classroom engagement while they're on the trip; Nassau has some activities that will keep them up to speed. Pirates of Nassau is a museum that displays the life of the most notorious pirates. The museum has activities for both genders and tells you the history of a famous pirate named Blackbeard.

6. Kauai, Hawaii: You both can get your alone time for an affordable price during the holiday. Although the island is known for its volcanoes and culture, there are some great spots where you and your partner can get cozy. Hanalei Bay is a great place to enjoy each other's company. You can go paddle boarding or for a swim in the sea. The nearby resort offers surfboarding lessons, food tours and sightseeing. There's also a hike trail that will test your ability to work together.

Where do you want to go to this Christmas? Let us know in the comments below!

Travel Tips: Top 5 Things to Do in Maui



By [Mara Miller](#)

Hawaii—probably one of the most luxurious vacation destinations we can take away from the mainland without the worry of a passport or travel visa. Whether you're going for your honeymoon or because you want your own Instagram-worthy vacay, we've gathered up some of the best things to do in Maui in these [travel tips](#).

Check out our travel tips on the top five things to do in Maui!

Hawaii has eight major islands as it's an archipelago, so for

now, we're focusing on Maui only. From hiking to a snorkel adventure, you're sure to find something to do in Maui using our [travel advice](#). You can even find a few budget-friendly options, since a plane ticket to Hawaii can cost upwards of \$2,000 if you're traveling there with your partner:

1. Road to Hana: If you're a bit strapped for cash after the hefty plane ticket, think about driving on highway 360. It's free! The Road to Hana twists through lush rain forests and gorgeous waterfalls. But, beware: the road can surprise drivers with hairpin curves. Make sure you're following the speed limit!

2. Ziplining: Fast and exciting, you'll get to fly through the trees and get an aerial view of the island. There is more than one zipline in Maui, so all you need to do is pick the one you think you and your partner will enjoy the most, meaning if you are both beginners, there's sure to be something to accommodate you both.

Related Link: [Vacation Destinations: Top 5 Beach Vacations](#)

3. Underwater with a submarine: What's cooler than getting on a submarine for a tour of the Pacific Ocean? You may see a wrecked ship or a turtle floating through the water.

4. Molokai Crater: Snorkel in the world-famous Molokai crater. The crater is crescent-shaped and was formed by a volcano. You can learn about the delicate ecology of the area and then go sea turtle snorkeling!

Related Link: [Vacation Destinations: Forget Land & Say 'Hello' to Water](#)

5. Surf lessons: If you have always wanted to learn to surf, now's the time to do it! Not only is surfing a great workout, but you'll get to enjoy the waves and your partner will get to laugh at you if you fall in the water. West Maui has water conditions that are great for beginning surfers. And better,

you'll get some real advice, because Hawaii was the birthplace of surfing!

Do you have any top things someone should do while they're in Maui? Let us know in the comments below!

Vacation Destinations: Celebrity Getaway Spots 2019



By [Emily Green](#)

Our favorite celebrities always seem to be living in the lap of luxury, taking every exotic or beautiful vacation under the sun. Scrolling through our social media accounts, we see every

ounce of these [celebrity vacations](#), and can only imagine going on a similar trip. Well, what's stopping you? These [vacation destinations](#) are open to everyone and anyone. All you have to do is book your ticket!

Celebrities seem to have the best vacations! What are some great vacation destinations that celebrities getaway to?

Whether it's your favorite Kardashian, a pro wrestler, rapper, etc, celebrities typically don't go small for their vacations. They deserve to treat themselves, and you do too! Here are some of Cupid's favorite vacation destinations celebrities getaway to:

1. Paris, France: Newly married couple Joe Jonas and Sophie Turner took a trip to the city of love shortly before their second wedding ceremony. The two of them shared a passionate kiss beneath the Eiffel Tower and soaked up every ounce of love the beautiful had to give before they shared their vows in a beautiful ceremony.

Related Link: [Celebrity Couple Joe Jonas & Sophie Turner Kiss in Paris Before Second Wedding Ceremony](#)

2. Costa Rica: [Kourtney Kardashian](#) and her ex [Scott Disick](#) were spotted on vacation with their kids on the beautiful beaches of Costa Rica. If you're looking for a place where you can enjoy the scenery, time with family and soak up the sun while you relax, Costa Rica is the place to be.

Related Link: [Celebrity Vacation: Porsha Williams Spotted on Vacation Amid Dennis McKinley Cheating Rumors](#)

3. Lake Powell: If you're looking for a paradise inside of the

US, Lake Powell is the place to be. Located on the border of Utah and Arizona, *Queer Eye* star Bobby Berk could only describe the lake as “paradise.” Simplicity and beauty at its finest, it is a definite must-see on your vacation destination list.

4. Iceland: Believe it or not, Iceland isn't all that icy! One of the most popular tourist spots is Iceland's Blue Lagoon, where people can sit back and relax in the crystal blue water. *Southern Charm* star Naomi Olindo recently took a trip to the Blue Lagoon and had the epitome of the picturesque vacation.

What are some other vacation destinations your favorite celebrities getaway to? Let us know in the comments below!

Travel Destination: Vacation in Egypt Like Kourtney Kardashian





By [Bonnie Griffin](#)

Think outside the box next time you plan your next vacation! Egypt might not be the first [travel destination](#) on your mind, but it has a lot to offer. One glance at the marvelous Pyramids of [Kourtney Kardashian's](#) recent vacation makes it clear. Egypt is a majestic vacation destination. You can visit historic Egypt or vacation in luxury along the Red Sea. The options are all beautiful and you will be ready to go back for more. Check out our [travel advice](#)!

Take your vacation to Egypt for your next travel destination!

When you think of Egypt you likely go straight to the Pyramids. Egypt has a lot more to offer. It has majestic historic vacation sights, beautiful beaches, and exquisite cuisine. Cupid has some [travel tips](#) for places to vacation in Egypt:

- 1. Cairo:** Cairo is the largest city in Egypt. It is close to the famous pyramids found in Giza. It is at the center of

historic Egypt. If you want to visit Egypt's popular historic monuments and pyramids then Cairo is the place to stay so you can visit all the nearby historical artifacts like the Sphinx or pyramids, or travel up the Nile.

Related Link: [Vacation Destinations: Forget Land & Say 'Hello' to Water](#)

2. Alexandria: Want to see another side of historic Egypt? You should take a trip to Alexandria. The city was founded by Alexander the Great and served as the capital during two different eras in Egypt: Macedonian and Roman-ruled Egypt. It is the beautiful home to ancient monuments of both Greek and Roman design.


Related Link: [Travel Tips: Visit the Grand Canyon](#)

3. The beach: Want to go on a memorable beach vacation? Then look no further than Egypt's the Red Sea. It houses luxury beach resorts along the east coast and the Sinai Peninsula. It is a great destination for scuba diving with its clear waters and historic shipwrecks.

4. The Nile: If you visit Cairo you have to make a trip to The Nile. The Nile is the longest river in the world and flows from south to north, something that is very rare. You can visit the Nile by land or water, with cruise ships that make their way around the area over three to five days or spend a few hours enjoying the Nile from land after a couple of hours riding in a car.

What are some historical sites you'd like to visit in Egypt? Let us know in the comments below.

Travel Tips: Vacation Destinations for a Girls' Getaway



By [Katie Sotack](#)

Life's been hectic lately. The muscles in your shoulder are so knotted you can't lift your arm over your head. Your brain's always on overdrive in an effort to match your racing heart. Your body sending you a message. The rhythm of routine responsibility is too overwhelming and there's no better way to unwind than travel with a good [vacation destination](#). It's time for a getaway with your gal pals at a [popular vacation spot](#)!

Get ready for the fun, relaxing getaway you've been craving. Here's how to find a vacation destination that's right for your girl group.

Grab your bikini and suntan lotion! These are [travel tips](#) for the hot spots during a fun-fueled vacation.

1. San Diego, CA: Rated among the top ten fittest cities in the world, San Diego is perfect for the exercise-loving girl gang. The beautiful weather and coastal beaches are perfect for hiking, biking, and swimming. While you're there consider taking a group surfing lesson and returning home with a new skill.

Related Link: [Vacation Destinations: Underrated Vacation Locations](#)

2. Fort Lauderdale, FL: If your style is more along the lines of bad and boujee head out to Fort Lauderdale. Take after Elizabeth Taylor's [celebrity vacation](#) where there are endless opportunities to relax in this a glamorous getaway. The Riverwalk Arts & Entertainment district will keep you busy for days with a metropolitan and cultural vibe.

3. Martha's Vineyard, MA: Try beaches as a classy affair. Seen as the prime vacation destination in *Gilmore Girls*, Martha's Vineyard is famous for an upper-class getaway with beautiful beaches aligned with houses to rent for a weekend. Bring your wallet though, because the shops and top-notch restaurants cannot be missed.

Related Link: [Travel Tips: Pocket Friendly U.S. Travel Destinations](#)

4. New Orleans, LA: Take a tip from Tiffany Haddish and

friends from the movie *Girls Trip*. After a screening of this film take your crew on the dream nightlife getaway that is New Orleans. End your nights at early morning with the region's famous Cajun cuisine.

Where are you going with your girlfriends? Share in the comments below!

Travel Destinations: Visit the Great Smoky Mountains & Pigeon Forge



By [Mara Miller](#)

Summertime is here! That means it's a fantastic time to choose a [travel destination](#) like Pigeon Forge and to explore The Great Smoky Mountains in Tennessee. The area is rich in Appalachian history, especially up in the Smokies where you can still find old cabins, such as the Tipton Place homestead, settled in the 1820s by Revolutionary War veteran William "Fighting Billy" Tipton. After you're done exploring the Smokies, you can spend a few nights in Pigeon Forge, where there are a variety of fun things to do and explore.

Searching for great [travel tips](#) and [travel advice](#)? Make the Great Smoky Mountains and Pigeon Forge your next travel destination!

Great Smoky Mountains:

Part of the precious Appalachian Mountain Trail, the Great Smoky Mountain National Park in Tennessee is a part of the chain that expands through 18 states. The mountains have been around for thousands of years, dating back to Paleo Indians to European settlers. Established as a national park in 1934, more than 1,200 people had to leave their land once it was established. The park is important in preserving the thriving forest and wildlife.

1. Cades Cove: Cades Cove is an 11-mile road that is great to explore early in the mornings if you want to sight wildlife. Animals you'll see are turkeys, white-tailed deer, black bears, coyotes, and rabbits. It still has three churches, a working grist mill, barns, log houses, and many other restored 18th and 19th century buildings. You can hike or bike the back-country, too! Just keep in mind that the road opens to motor vehicles at 10:00 am.

Related Link: [Travel Tips: Three Historical Colonial Towns You Need to Visit](#)

2. Horseback riding: If you love horses, then you may want to ride one of the trails in the Smokies. You can book a guided horse ride, hay ride, or take a carriage or wagon ride. There are even five drive-in horse camps so you can explore with your own horse. Riding a horse is a great way to experience nature in the mountains. Just keep in mind that horses are restricted to areas designated only for horse use.

Related Link: [Travel Tips: Top Five Romantic Spots in the Bluegrass State](#)

3. Picnicking: Are you looking for an excuse to have a romantic getaway? Grab your partner and go for a picnic in the Smokies! Just be sure to prepare for your picnic before you head into the park. There are specific areas designated for picnics and you should always be sure to never feed the wildlife.

Related Link: [Travel Tips: Pocket Friendly U.S. Travel Destinations](#)

4. Camping: Camping is another great way to experience the Smokies this summer. Whether you're bringing camping gear or an RV, spending a few nights in the mountains will give you a chance to unwind from everyday life. The campgrounds have running water and flushing toilets in the front-country, but back-country may not offer these amenities and you must have a permit and must call ahead of time if you are planning on hiking to your camp destination.

Pigeon Forge:

Surrounded by the Smoky Mountains with a history dating back before the Revolutionary War, Pigeon Forge was once a small farming community before it became a mountain city.

1. Dollywood: Need we say more? With the Smoky Mountains as a backdrop to this theme park, Dollywood is home to some of the South's largest festivals. It has more than 40 rides and attractions such as Wild Eagle, FireChaser Express, and Lightning Rod (the world's fastest roller coaster). They even have a water park!

2. Go-karts and mini-golf: Pigeon Forge is surrounded by go-karts and mini-golf. It has more than 10 different tracks to choose from, including one that is Nascar themed. Mini-golf is another fun option for your family, especially if your children are little and don't want to go to the go-karts.

3. Shows: Don't leave Pigeon Forge without checking one of their shows out! You can experience live music and country dancing at Country Tonight Theatre and The Smoky Mountain Opry, comedy at The Comedy Theatre Barn or you can find some family-friendly dinner shows like Pirates Voyage Dinner and Show.

There are a lot of great things to do in Pigeon Forge and the Smokies. Have we missed anything you love to do when you visit? Let us know in the comments below!

Travel Destination: Top 5 Bakeries You Need to Try in NYC



By Megan McIntosh

New York City is definitely a popular tourist destination for people all over the world. There's so much to do and see. You can check out Broadway or try for a [celebrity](#) sighting. If you are headed to New York City as a [travel destination](#), then it's certain that one of the reasons you're probably going is for the food. But whether you're in the mood for breakfast or dessert, you can't go wrong by checking out New York City's bakeries.

Travel Destination: Heading to New York City for a girl's weekend or a week of relaxation and tourist fun? Cupid has five bakeries to try.

There are a variety of shops and bakeries to choose from when you're visiting NYC. You really can't go wrong as long as you see people shopping inside. However, Cupid has the top 5 bakeries in NYC based on reviews.

1. Buttercup Bake Shop : Located in Midtown East, this bakery has been reviewed by people who say you'll definitely be satisfied if you stop by. The majority of fans seem to rave about the cupcakes, calling them moist with an icing that's to die for. This is definitely a bake shop for those with a sweet tooth as they also have meringue, cakes, and cookies. But make sure you're wanting to eat these sweets on the go as it's a small shop, and get there early so you don't miss out on the variety.

Related Link: [Popular Restaurants: The Best Bars in NYC](#)

2. Veniero's: Located in the East village, this Italian bakery has been reviewed by over a thousand people. This is the place if you want to go somewhere with history, as this has been in the family for a while with third generation owners. This place is so good that people come from out of state to get their cheesecakes and fruit tarts. Check it out if you want a great selection where you're sure not to be disappointed.

3. Bagels & Schmear : Located in Flatiron, this bakery is a breakfast dream come true. Open at 6am, they're ready to feed you at the earliest hour. With a variety of cream cheese spreads and bagels, you're sure to find the perfect combination for your tastebuds. It's got the bang for your buck, especially in NYC.

Related Link: [Food Trend: Dessert Hummus](#)

4. Simit Sarayi: Located in Midtown East, this bakery is actually a Turkish bakery. Try the Turkish version of a bagel called a Simit which is basically a thinner and bigger bagel glazed with sesame seeds. It's definitely a treat and a stand

out from the rest of the choices on the block.

5. Patisserie Chanson: Located in Flatiron, this Patisserie greets you with baked goodies as soon as you walk in. They have coffee, ice cream, and a dessert bar at night. Come on the weekend and enjoy afternoon tea with the girls.

What are the top bakeries you've been to in NYC? Share below!

Travel Tips: Visit the Grand Canyon



By [Mara Miller](#)

The Grand Canyon is a great place to visit if you're searching

for [travel tips](#)! Located primarily in Arizona, it also borders Utah and Nevada. The canyon itself is 227 miles long, 18 miles wide, and more than a mile deep. It has been the home to Native Americans for 10,000 years and has a rich archaeological history. Today, it is a national park with hiking, mule rides, river tours, and bicycling.

There's a lot to do if you're going to visit the Grand Canyon! Follow these travel tips as you plan your trip:

1. Mule Rides: If you're comfortable with riding a mule and want to experience the Grand Canyon's beauty. Keep in mind that if you want to go on a mule ride you must book your trip 15 months in advance (so start planning early!). There is a waiting list but it is not guaranteed that you'll get to go on a mule ride if someone else cancels their trip. There are specific mule ride restrictions depending on which rim you decide to go to so be sure to check that before you make reservations.

Related Link: [Travel Tips: Three Historical Colonial Towns You Need to Visit](#)

2. Day Hiking: Hiking The Grand Canyon is an option if riding a mule doesn't seem appealing because of the long wait. If you're a more experienced hiker and want to go down farther into the canyon for a night stay you may need a backcountry permit, but a day hike does not have the same requirements. It's recommended that you keep plenty of water on you. It's a great way to take in the fresh air and enjoy the beauty of the canyon, though!

Relate Link: [Travel Tips: Top Five Romantic Spots in the](#)

[Bluegrass State](#)

3. River Trips: You can get on a raft and take a guided tour on the river for one day up to twenty-one days depending on the tour that you choose. You may need a river permit depending on the type of trip and how many days you will be on the river. If it's for more than a day then you may need to apply for a river permit a year in advance.

4. Bicycling: The trail is one of the best parts in the canyon for cycling. You can bring your own bike or rent a bike to take a ride on the Hermit Road Greenway Trail. It follows the canyon rim for seven miles although beware that there are some places where it crosses the main road. Bikes must obey all traffic laws in Arizona.

Are we missing anything you can do at Grand Canyon? Let us know in the comments below!

Travel Tips: Three Historical Colonial Towns You Need to Visit





By [Mara Miller](#)

It's time to take a step back in time and explore preserved colonial towns in the U.S. Though you can find groups of colonial homes built in the 16th and 17th centuries in both Alexandria, VA and Philadelphia, PA, there are some colonial towns are still mostly preserved with one-lane roads and homes that date back to original settlers. Consider taking our [travel advice](#) and visiting gems like this, which are located in the original 13 colonies.

Check out our travel tips for three close-to-original towns you may want to explore that were a part of the original colonies!

1. Strawberry Banke, NH: Strawberry Banke was one of the first settlements in America north of Massachusetts. In the 17th century, it was a safe-haven for those fleeing from religious prosecution. Later renamed Portsmouth, The Treaty of

Portsmouth was signed in 1713. In 1774, Paul Revere took a ride—and although this one is much less famous than the one he made four months later, it is still pretty neat to realize how significant this settlement was during the American Revolution when colonists chose to separate from England. The settlement has been left relatively untouched, with Pitt Tavern, Stoodley's Tavern, and Sherburne House being the oldest buildings in Strawberry Banke.

Related Link: [Travel Tips: Top Five Romantic Spots in the Bluegrass State](#)

2. Deerfield, MA: Deerfield is a town that time forgot by the 19th century. It was one of the earliest major inland settlements in New England, nestled between English, French, and native territory. The town was destroyed by a marauding army under the French in 1704. However, it was later rebuilt and eventually forgotten by the time of the American Revolution. Being a town that time forgot was a blessing, however, because it is nearly pristine to this day with highlights like the Hall Tavern (1760), and the Allen, Ashley, and Williams houses that were built in the 1730s. Some buildings are private residences, however, so keep that in mind when you visit!


Related Link: [Travel Tips: Top 5 Things to Do in the Sunshine State](#)

3. Williamsburg, VA: Popularly called Colonial Williamsburg, it was founded as the village of Middle Plantation in 1632. It replaced Jamestown as the colonial capital by 1698. Williamsburg was the first town to be fully planned in America and the second to have a college. Today, it is seen as one of the world's largest living museums. You can interact with those who dress as they did in the 1700s and rent a room on-site at an inn or at one of the Colonial Houses and experience historic reenactments. It is generally considered one of the best living museums in America. (They even have a romantic

getaway package!)

Are there any well-preserved must-see colonial towns we missed? Let us know in the comments below!

Travel Tips: Top Five Romantic Spots in the Bluegrass State



By [Mara Miller](#)

We've got some fun [travel tips](#)! Are you looking for the next place to take a [romantic vacation](#)? Rich in nature and history,

Kentucky is the frontier pioneer Daniel Boone explored, home to the Wildcats basketball team, and has an illustrious equine industry. A number of A-list celebrities have come from the Bluegrass State, too! Backstreet Boys member Kevin Richardson went to high school in Estill County. [George Clooney](#) was born in Lexington. [Jennifer Lawrence](#), Billy Ray Cyrus, and Johnny Depp are all from Kentucky, too!

Check out these travel tips to have the most romantic trip to the Bluegrass State!

1. Cumberland Falls: Cumberland Falls has more to it than just a waterfall. It's a state resort park nestled in the Daniel Boone National Forest and has been voted one of the most romantic getaways in Kentucky. Known for the Moonbow, a rare event that happens once a month during the full moon, the waterfall is hard to turn away from in person. There are even trails you can hike on!

Related Link: [Travel Tips: Learn Your Rights as an Airline Passenger](#)

2. Castle Post: We're talking about a real-life castle that was built in Versailles, Kentucky. In 1969, a couple started the construction of the castle, but later divorced in 1975. It was then purchased by Thomas R. Post, who resumed construction. Now also called the Kentucky Castle, it opened in 2008 as a luxury bed and breakfast. But, to most locals, it's just "the castle on the hill."

Related Link: [Travel Tips: How to Make the Most of Time on Your Vacation](#)

3. Kentucky Horse Park: We can't mention romantic places in the Bluegrass State without mentioning the Kentucky Horse Park

in Lexington. A fun fact about the park: It has had horses on its land for more than 200 years. The park hosts a series of events such as the Southern Lights Holiday Festival and Breyerfest. And while you're in Lexington, you can check out some local coffee shops and explore wineries.

4. Seelbach Hotel: This hotel is a historic hotel in Louisville. Many famous Americans have come to this hotel throughout the years, including Scott F. Fitzgerald, who took inspiration from it for *The Great Gatsby*. It's a popular place for a romantic evening and still has a doorman and bellhops to carry your luggage. And, while you're there, don't forget to sip on your bourbon (as long as you're 21 or older)!

5. Red River Gorge Cabins: Why not rent a whole cabin with your honey near the Natural Bridge? Red River Gorge Cabins is family-owned and located in the forest. Some of the cabins have wifi, but don't expect to get much cell service. Rent either The Honeybear Love cabin or The Love Shack, and take a soak in a hot tub!

Are there any other romantic must-sees in Kentucky? Let us know in the comments below!

Travel Tips: Travel Solo





By [Lauren Burczyk](#)

Traveling alone can be a totally different experience than traveling with a companion. Whether you're traveling for business, haven't found that special someone, or simply need some time to yourself, this [travel trend](#) can make for an awesome excursion. When you travel alone, you travel on your own terms, which can make for a really unique experience. If you ever have the opportunity to go off and explore on your own, we highly recommend it. Take our [travel advice](#) – travel solo and love every part of your adventure!

Here are some [travel tips](#) for traveling solo:

1. Decide on your destination: You might have a dream destination in mind, or you may need some help deciding on where you're going to take your first solo trip. Consider a destination where you can do many day excursions without having to frequently change hotel accommodations

Related Link: [Travel Tips: 5 Pointers for Traveling by Train](#)

[in Europe](#)

2. Book solo-friendly hotel accommodations: There are several accommodations that suit unaccompanied travelers. Try booking a hostel, homestay, B&B, or small inn, so you have the chance to meet other independent travelers.

Related Link: [Travel Tips: 5 Ways to Live Like a Nomad While Traveling Abroad](#)

3. Consider packing light: Since you'll be completely on your own, it's best to take only what you'll need to survive while you're traveling. You need to make sure you can handle all of your luggage by yourself. If you have a hard time deciding what to bring and feel the need to take your entire wardrobe with you, make sure to check out some [luggage brands](#) that are durable and light to make life easier when you travel.

4. Stay somewhere with free Wi-Fi: You'll want to make sure that you can stay in touch with family and friends while you're away. Try finding accommodations that offer free Wi-Fi service so you won't lose touch with people you care about during your travels.

5. Relax during mealtime: While you're dining out, take this time to reflect on your journey. Use this time to plan out the next part of your trip, identify anything you've missed, and decide if there's anything you'd like to revisit.

Can you think of any other tips for traveling solo? Comment below.

Travel Tips: Top 5 Things to Do in the Sunshine State



By [Mara Miller](#)

We've got some [travel tips](#)! Are you thinking about a road trip to the Sunshine State? We've entered the Spring, but in a lot of areas of the country, it hasn't quite warmed up yet. Florida is the answer! Or if you're planning a family summer vacation, you might want to add one of these places to your must-visit list.

Travel Tips: Florida is a big state and has a lot of fun amusement

parks, museums, and resorts, so we've picked the top five things to do in the Sunshine State:

1. Harry Potter World: Need we say more to fellow Potterheads? Embrace your inner wizard at Universal Studios Orlando. Dine at The Leaky Cauldron, get your own wand, and let yourself be chased by the dragon in the bottom of Gringotts. You can even taste butterbeer!

Related Link: [Travel Tips: Avoiding Timeshare Scams](#)

2. The Ernest Hemingway Home and Museum: Are you a fan of literature? Located in Key West, the Ernest Hemingway Home and Museum is a great place to visit for your trip to The Sunshine State. Ernest and his wife, Pauline, moved to Florida from France in April of 1928. It was in Key West that he wrote *A Farewell to Arms* in three weeks. While you're there, give love to some of the cats that still live on the property. That's right, there are about forty kitties at this museum. They're descendants of Ernest and Pauline's two six-toed cats.

Related Link: [Travel Tips: How to Plan Your First Getaway Together as a Couple](#)

3. The National Aviation Museum: Located in Pensacola, this museum is dedicated to protecting aircraft from the United States Navy, Marine Corps, and The United States Coast Guard. It holds a collection of more than 150 aircraft such as the Que Sera Sera and Curtiss NC-4. Most of the aircraft is on loan to the museum from the Navy, Marine Corps, and Coast Guard. Here you can learn about the birth of naval aviation and its role in aerospace research. It's sure to be fun, and you get to look at some really old planes!

4. Legoland Florida: Designed for kids 12 and under, take your kids for a fun day of activities in Legoland if you're on a

family trip. Kids can learn how the lego bricks are made and let their creativity go crazy at this resort. There is a water park and kids can get breakfast with their favorite Lego character. You and your family are sure to have a creative, fun-filled day. (Just be sure to guard your feet if you get them a box of Legos to play with in the shop!)

5. Walt Disney World: How can we NOT mention Disney World? Head to this famous theme park with your kids. You don't even need to be a parent to have a reason to want to go to Disneyland, either. If you and your honey are fans, this is the perfect place for a romantic getaway too. But more specifically, you should visit the Magic Kingdom park, where Cinderella's infamous castle resides. Or, if you're feeling brave, hug a Stormtrooper and meet Chewbacca in the Star Wars Launch Bay!

Florida has a LOT of places to explore since it's such a large state. What are some places to visit that are on your top 5 to visit in The Sunshine State? Let us know in the comments below!

Travel Tips: 5 Pointers for Traveling by Train in Europe





By [Courtney Shapiro](#)

Traveling in a foreign place can be scary. If you don't speak the language in the place you are exploring, getting from one place to another can be even more intimidating. Every country has their own transportation system, and a common method of getting back and forth in Europe is the train. Don't get left behind at the station, and check out our [travel advice](#) for traveling by train.

Here are a few travel tips for using the train in Europe:

1. Obtain a rail pass: The rail passes in Europe are available for a single country as well as for traveling to multiple countries. The single pass is good for travel across that whole country while the multiple pass allows you to jump from country to country.

Related Link: [Travel Tips: 5 Ways to Live Like a Nomad While Traveling Abroad](#)

2. Find someone who can translate if need be: Whether it's someone you travel with or someone you meet, it can be helpful to have someone speaking the language you need. It might be hard to take the rail system if you aren't sure where to get on and off the train. Don't be afraid to ask for help. Or, use Google Translate from your phone to help!

3. Plan your trip accordingly: Maybe the type of trip you planned doesn't require too much transportation. Use the train only when necessary so your trip is less stressful. If you do have to take the train, use a map and plan from point A to point B.

Related Link: [Travel Tips: How to Find the Perfect Hostel](#)

4. Find popular trip routes: The best case scenario as a tourist is that tons of other people are trying to see the same things you are. Find a group of people or ask people at the station how they can get to their destination with the least amount of worry or stress

5. Become familiar with the central stations: Like Penn Station in New York, each country probably has a main train station. Find these stations first and then branch out to the smaller ones. This will help because the bigger locations have trains that go to various destinations.

What are some of your travel tips for using the train system in Europe? Share with us below!

Travel Tips: How to Find the

Perfect Hostel



By [Ivana Jarmon](#)

Staying in hostels is one of the hottest [traveling trends](#) right now. Hostels are more about making a connection with the people you meet than the actual place. They are one of the best ways to save money. But, finding a good hostel isn't always easy. It's also really easy to get sucked into the first reasonable accommodation that appears, which can be risky. Cupid has some [travel tips](#) on how to find the perfect hostel.

Travel Tips: Find Out How to Find the Perfect Hostel!

1. **Do your research:** Before you go, you will want to research

the discount lodging card options for your destinations. One of the most common discount cards is the (IH)card International Hostelling, acceptable at any YHA hostel worldwide. There are many countries where hostels are at the top of the market, such as New Zealand and Australia. By checking the cards and packages offered, you may save a lot on your lodging.

Related Link: [Travel Tips: How to Plan Your First Getaway Together as a Couple](#)

2. Check your accommodations: When you're staying at a hostel, you have to remember it isn't like a hotel, meaning the things that you would normally get aren't necessarily available. Also, hostels are usually shared rooms with others, which means you may have to share unless you specifically booked a single room. You will want to ask yourself, what are your must-haves? What are you willing to give up? Do you require lockers that you can rent, free internet, washer and dryer, irons, etc?

Related Link: [Travel Tips: How to Live a Local](#)

3. Set your budget: There are a lot of hostel websites that have a filter feature that allows you to filter hostels based on your budget. Remember expensive hostels aren't necessarily a good thing and vice versa with cheap ones. Prices can differ from city to city. So be wise with your choice in a hostel.

4. Read the fine print: Before booking your hostel, make sure you read everything available. Certain hostels have curfews and check-in and check out policies. Make sure you know exactly what you're paying for so that you can get your money's worth.

5. Make your reservation: When you book your hostel, go to the direct website first because some airport sites have booking fees attached when buying your ticket. Check out websites such as Hostelworld or Hostelbookers. Staying at a hostel is always

an interesting experience. Even if you only try it once, it's worth it!

What are some tips on how to find the perfect hostel? Share your thoughts below.