

# Beauty Advice: The 5 Best Beauty Tips from Celebrities



By [Melissa Lee](#)

Celebs are always radiating the upmost beauty – whether it be thanks to their extensive hair and makeup teams, or their natural glow. However, if anyone can offer some beauty advice to make your day-to-day makeup routine a little easier, celebrities are some of the best resources. Head below if you're interested in enhancing your own natural beauty, or looking to learn some new tips on applying makeup!

**Check out some of the best beauty**

# advice from our favorite stars!

**1. Wash your face:** After a long day, regardless of whether or not you have makeup on, you should always wash your face before heading to bed. Mary J. Blige advises to never go a full day or night without using some sort of cleanser or face wash. Your skin will thank you after you get rid of all that dirt and makeup out of your pores!

**2. Stay hydrated:** Besides the basic reasons needed to drink water, staying hydrated can also have some major positive effects on your skin. According to America Ferrera, when she started drinking more water, her skin, hair, and nails all flourished. The recommended amount of water to drink per day is at least eight ounces, so let's get to it!

**Related Link:** [Beauty Trend: Fake Freckles Are In!](#)

**3. Use one product for multiple things:** If you're in a rush or looking to condense your daily makeup routine, pick up a product like a lip or cheek tint. Jewel says that she wears a lip stain both on her lips and cheeks to give an overall rosy glow. Wear it under your foundation and this simple makeup look will be perfect for the day.

**4. Mix moisturizer and bronzer:** If you're looking to achieve a perfectly natural summer glow, Eva Mendes has a great tip – mix together a shimmery bronzer and your moisturizer, then apply it to your face and blend it out. This look is ideal for those days where you just don't want to wear makeup but still want to have a good base on your face.

**Related Link:** [Beauty Tips: The Rise of Microblading](#)

**5. Pick up a lighter concealer:** Instead of purchasing a concealer in the same color as your foundation, pick one up that's one or two shades lighter. Apply the lighter concealer to your under-eyes and high points of your face to give you a

refreshed look. [Kim Kardashian](#) says that she loves this tip because it's perfect for when you're extra tired, or have been traveling a lot.

What are your favorite beauty tips? Share them below!

---

# Ice Cream Makeup is the Craziest Beauty Trend of 2017 So Far



By [Marissa Donovan](#)

The sweetest and craziest [beauty trend](#) of 2017 so far would

have to be ice cream makeup! This trend is not your simple or typical makeup look, but it will intrigue many cosmetics lovers on how you achieved the look. Like the many flavors of ice cream that you can eat, there are many variations to this look that you can try! Use this tasty makeup trend during an ice cream social or for Halloween!

## Here are some delicious examples on the many ways you can wear this beauty trend this year!

**Orange Dreamsicle:** For this look, you will need orange lipstick, white and orange cream eye shadow, and an orange wig. You will need to mix the orange and white cream shadows together and apply a thin layer to the desired areas you would like the ice cream look to appear. Use the lipstick and wig for the finishing touches of this look!



Photo:  
carlavictoriamakeup/Instagram

**Related Link:** [Beauty Trend: Lollipop Lips Top the Charts as Weirdest Trend of the Year](#)

**Strawberry Shortcake Ice Cream:** To achieve this intricate makeup look, you will need a headband, a glue gun, white clay, plastic strawberries, ice cream cones, white

and red face paint, red lipstick, and liquid latex. Create a headpiece for your ice cream by gluing large and thick white clay ovals on top of your headband that resemble melted scoops of vanilla ice cream. The next step for the headpiece is glue large ice cream cones onto the white clay ovals to your best ability. Use extra glue around and under the cone to define the layer of strawberry sauce and paint your glue areas red. For your face, use liquid latex and attach the plastic strawberries to the desired areas of your skin. Paint your face with white face paint like the image seen below and then coat your eyebrows in red face paint. Finish this adorable look with red lipstick, and wear the headpiece that you created!



Photo:

[hi\\_imkaylaa/Instagram](#)

**Related Link:** [Beauty Tricks: Prosecco-Flavored Nail Polish](#)

**Cotton Candy Ice Cream:** For this look, you will need a short white wig, a glue gun, a glass of a light blue liquid, a bag of cotton balls, pink and white creamed ice shadow, a light blue shimmered eye shadow, aqua blue eyeliner, and light pink lipstick. First dip your cotton balls into a light blue liquid and squeeze out all the liquid from each one. Let the cotton balls dry before gluing them on to the white wig. Once the cotton balls are glued to the wig, put on the wig and take the

pink creamed ice shadow and gently brush the cotton balls that are around your face. Make streaky and dripping like lines of ice cream by using the pink and white creamed eye shadow. Lightly blend in the light blue shimmered eye shadow on your eye lids and use the aqua blue liner on top of your lashes. To finish the look, coat your lips with the light pink lipstick!



Photo :  
lisachina\_mua/Instagra  
m

**Related Link:** [Beauty Tips: 5 Hair Trends for 2017](#)

**Double Cone Hair Ice Cream:** This look is best saved for people with vibrant colored hair, but natural hair color can be used as well! Split your hair down the middle, and create two side buns on each side of your head. Take two ice cream cones and bobby pin the cones to the tops of your hair buns. By using liquid latex and tweezers, add jimmies to your ice cream makeup for a finishing touch!



Photo: vicbuzz/Instagram

**Related Link:** [Fairidescent Make-Up Is Adding New Shine to Beauty Trends This Year](#)

**Three Scoop Ice Cream With Cone Neckline:** Use liquid latex around the rim of an ice cream cone that should be placed slightly above your forehead. Use three different colors of face paint and created melted layers of ice cream. Add eye shadow that is the same as the three colors you chose and define the layers by shading around the melted layers. Use a tan or brown eye liner and make an ice cream cone textured design on your neck. Add your favorite mascara and lipstick to complete the look!




Photo:  
fashionbloggerksal/Instagra  
m

What do you think of this tasty beauty trend? Let us know in the comments!

---

## Beauty Tips: No Makeup Is the New Best Look



By [Melissa Lee](#)

Beauty is an ever-changing market and there are always new beauty trends and tips taking the world by storm. But this season's trend has nothing to do with the best new foundation or eye shadow palette... it's actually wearing no makeup! This revolution was originally led by [Alicia Keys](#) and her decision



to ditch makeup altogether. Keys looks even more gorgeous and healthier than ever – and her sans makeup look might be the reason why!

## **Looking for some beauty tips for those days you choose to skip makeup? Look no further, because Cupid's got your back!**

**1. Ice:** Keys' makeup artist has actually explained that on days her skin needs a little tightening, ice is the best solution. She'll take a facial massager and put it in the freezer, then roll it over her face to bring the blood to the surface. This tip is supposed to make your skin look more alive, giving the illusion that you're well-rested and ready to take on the day, even when you're not.

**Related Link:** [Product Review: Beauty Products That Will Have You Feeling Radiant All Summer Long](#)

**2. Cucumber:** Remember when you and your friends would have sleepovers and put cucumbers over your eyes for absolutely no reason? Well, turns out cucumber is super beneficial for the skin. As a cooling agent, cucumber works to draw the heat out of the skin and bring the blood to the top. Be careful to avoid the sensitive areas of the eye, but don't be afraid to place it all over the face either!

**Related Link:** [Product Review: This Summer Don't Let Your Skincare Suffer From The Sun](#)

**3. Oils:** Regardless of your skin type, skincare oils can still work wonders for you! There are tons of different types of facial oils so it's important to find the ones that are most beneficial for you, but they can still reduce wrinkles, improve dry skin or patches, protect your skin, shrink

enlarged pores, calm down rashes, and more. Keys' makeup artists swears by [MV Organic Skincare](#).

What are some of your tips for ditching makeup? Share your thoughts below.

---

## Celebrity Beauty Tips: Dazzle this Summer with Sunset Eyes



By [Marissa Donovan](#)

Get inspired by the summer landscape by making your eyeshadow looks match! This buzzing celebrity beauty trend involves

using sunset tones for a bold style. [Selena Gomez](#) and Hailey Baldwin have been seen trend-setting this make-up look. Although the two stars have been seen with bright pinks for their interpretations of the style, there are many ways to achieve this [beauty trend](#)!

## Check out these celebrity beauty tips so you can have sunset eyes, too!

**1. Hot Pink Sunset Eyes:** Use a creamy hot pink eyeliner on the tops of your eye lids and extend for an winged look. Add the eyeliner to the bottom of your eyelid and then coat your lashes with your choice of mascara.



Photo:  
[inkjaarola/Instagram](#)

**Related Link:** [Fairidescent Make-Up Is Adding New Shine to Beauty Trends This Year](#)

**2. Natural Blush Pink Sunset Eyes:** Find light pink eyeshadows with glitter and without glitter. Apply a non glittered pink eyeshadow to both eyelids. For the bottom of your eyelid, apply the glittered pink eyeshadow. Apply a brown mascara for

a natural look that you can wear for a [date night!](#)




Photo:  
emilydoes\_makeup/Instagram

**Related Link:** [Beauty Trend: Glitter Cuticles](#)

**3. Light Orange and Yellow Sunset Eyes:** Accent brown eyes with the pop of light shades of light orange and yellow. First apply the yellow to the tops of your eyelids, then blend in your desired amount of orange shadow. To make your look extra bold, apply yellow eyeliner around your eye ducts.




Photo:  
elishavajoymakeup/Instagram

**Related Link:** [Celebrity Hairstyles: The 2017 Hair Trend That's Brightening Up Fashion Week](#)

**4. Coral Pink and Gold Sunset Eyes:** Apply a fiery coral pink eyeshadow and streak the color against your brow bone. Take a shimmery gold eyeliner and apply the liner around your tear ducts. This look is sure to wow your make-up loving friends!



Photo: marianeka\_/Instagram

Have you seen other celebrities wearing this look? Tell us in the comments!

---

## Beauty Trend: Holographic Hair Colors





By [Marissa Donovan](#)

This cosmic [beauty trend](#) is sure to turn heads this summer! Holographic hair is a style that many people have been into, specifically for its pastel hues that pop off white and gray pigments. These shimmery locks are perfect for making any hair design look elegant. It's great for anyone wanting a hair color that is modern and playful. Since this style is so unique, we can expect this trend to stick around for awhile.

**There have been many variations for achieving this beauty trend. See how you can rock holographic hair color!**

**1. Braids and Curls:** Any type of braid can look amazing with holographic hair. Try a loose fishtail braid or multiple french braids to show off the many dimensions. You can also add curls for a flirty hairstyle. Many beauty gurus on Youtube will be able to teach you step by step how to create

hairstyles that combine braid and curls together.



Photo:  
brooshampoo/Instagram

**Related Link:** [Beauty Tips: 5 Hair Trends for 2017](#)

**2. Wavy Texture:** Grab your sea salt spray, and create beach waves! This texture looks natural against the spectacular shades of pastels in your hair. You can create this look by braiding your hair overnight or using a special curling iron or straightener. This will look adorable for a [date night](#)!



Photo: headdresshair/  
Instagram

**Related Link:** [Product Review: Get Ready for Date Night Faster](#)

[with the BeachWaver S1 Curling Iron](#)

**3. Sleek and Straight:** Simply straightening your hair can make for a bold look that is sure to catch everyone's attention. The shorter your hair is, the edgier the hairstyle will be overall. Making your hair sleek will help flaunt and distinguish where the color starts and ends. Let your hair straightener work wonders for a fearless look!



Photo:  
shelbycaldwell3092/Instagram

Related Link: [Product Review: Achieve Flawlessly Straight and Healthy Hair with These Lifesaving Products](#)

What other hairstyles trends will you be wearing this summer?  
Let us know in the comments!

---

## Beauty Trend: Fake Freckles



# Are In!



By [Marissa Donovan](#)

Fake freckles are a popular [beauty trend](#) that many people are drawn to this summer. People like this look because it brings attention to their eyes. From sun-kissed freckles to glitter freckles, there are many techniques to accomplishing this fun trend. It's time to determine which freckles work best for you!

**This cosmetic craze of a beauty trend is sweeping across social media this summer! What are the**

# best looks and methods for wearing fake freckles?

**1. Sun-Kissed Freckles:** This soft look has also been a favorite among the stars. [Emma Stone](#) and Emma Watson have been setting this [celebrity trend](#) at Hollywood events. For achieving this look, use a brown felt tip eyeliner pen and gently tap the pen on the bridge of your nose. Gradually continue making freckles by tapping under your eyes and above your cheeks. Finish the look by using a light bronzer and make-up powder brush. This will blend the brown pigments together creating a tan freckled look!



Photo:

[bruna\\_cespedes/Instagram](#)

**Related Link:** [Product Review: Check Out Selfie Tan'n Go Instant Bronzers – Just in Time for Summer!](#)

**2. Full faced freckles:** This look is made for those desiring the full effect. Grab a brown root cover spray and a paper towel for testing. Practice lightly spraying the root spray on a paper towel before applying to your face. Be careful with this step because spraying too quickly will cause a mess all over your face. When you're ready, tilt your head back and spray on the desired areas you wish to have freckles.



Photo :

@makeupbyagathe\_/Instagram

**Related Link:** [Product Review: This Summer Don't Let Your Skincare Suffer From The Sun](#)

**3. Glitter Freckles:** These freckles may not look realistic, yet many people are catching on to this fairy themed appearance! Apply the bridge of your nose and the tops of your cheeks with a small amount of vaseline. You can then add your choice of glitter to the areas of vaseline with your fingers. There's also glitter tattoo freckles for easy application that you can order online. This look is great for music festivals or days at the beach!



Photo :

mrkatedotcom/Instagram

Related Link: [Fairidescent Make-Up Is Adding New Shine to Beauty Trends This Year](#)

Will you be wearing fake freckles anytime soon? Let us know in the comments!

---

# Product Review: Organize Your Quick Summer Look With Boxy Girl



By [Marissa Donovan](#)

*This post was sponsored by Boxy Girl.*

Summer can be a crazy time of business meetings, [date nights](#), and brunch with friends. Before leaving the house, you probably need to quickly get ready. Sometimes it's a struggle to put on the right shade of concealer to cover up yesterday's sunburn that also blends in with your sun-kissed skin. You find yourself searching for earrings to wear, but you can't seem to find a pair that matches. We have a hard enough time trying to organize our busy schedules, so why should getting ready be a scattered mess?

## **Boxy Girl is your quick fix for coordinating your Summer [beauty](#) looks!**

Boxy Girl is a brand that creates chic and clear multi-compartment drawers and add-on organizers that can help you separate your products. Boxy Girl stacks are durable due to their non-slip surface protectors that prevent your items from damaging the acrylic surface. There are so many stacks to choose from that you can even build your own vanity! Boxy Girl has been named [People.com's](#) 'Genius Organizer' of 2017. Kylie Jenner even has her own Boxy Girl to help arrange her many cosmetics!

**Related Link:** [Beauty Trends: Best Beauty Buys for Summer 2017](#)

**Original Four Stack With Lid**



The Original Four Stack With Lid is a basic need for all beauty gurus have an array of different shades of lipsticks and eye shadows. You can categorize your looks through the four clear drawers by tones or by what time of day you wear a certain shade. You may want to consider using a drawer for your make-up removal or skin care routine since that can sometimes get messy. If you're not much for makeup the stack can be fantastic storage for nail polish and other manicure accessories for a fun a spa day with friends!

**Related Link:** [Product Review: Beauty Products That Will Have You Feeling Radiant All Summer Long](#)

**Half Brush Stack**



The Half Brush Stack allows you to bundle many brushes and beauty blender of all sizes into three spacious tubes. If you have many rings and bracelets then buying this stack is necessary to keep everything in order so your jewelry doesn't get lost or scratched.

Organized your look this summer the right way! Use our coupon codes: CP25 for \$25 off the Original Boxy 4-Stack or CP20 for 20% off any Boxy product on [boxygirl.com](http://boxygirl.com). This is a summer investment you don't want to pass up!

---

## Beauty Trends: Best Beauty Buys for Summer 2017





By [Noelle Downey](#)

With summer in full swing, it's time to start thinking about the [beauty trends](#) and fashion musts for the summer season. If you're looking for the beauty buys that you absolutely have to put on the top of your shopping list when it comes to prepping for looking your best while you shine in the summer sun, look no further! We here at Cupid's Pulse have done the hard work for you and now have the all-inclusive list of what you will desperately need to have in your make-up bag this season to stun your way from relaxing by the pool to partying all night in the summer air.

**Looking for the hottest beauty trends to turn up the heat this summer? Get ready to sparkle in the sunshine with these amazing beauty**



# finds!

**1. Holographic Pastel Eyeshadow:** Keep your eyes shimmery in the summer heat with a pastel eye shadow that's holographic in tone! The cool colors will have you looking pristine even on the most humid of days, and this eye make-up's beautiful sheen will leave passers-by dying for a second glance at your eye-catching look. Try the Kat Von D palette, [available at Sephora](#), for a stunningly shimmery look this summer.

**2. Natural-Looking Lip Stain:** If you're ready to go a little more natural for the warmer months, try [Generation G Lip Stain](#), a matte finish look that enhances your natural lip color instead of completely covering it up. Best of all, it rejuvenates your lips and applies like a lip balm, so it's perfect to enhance your pout when you want to look divine but not dolled up – think a summer-time walk through the woods with your partner or a Fourth of July cookout with family. Celebrate the summer and your own natural beauty with this great lip stain, available on their website for under twenty dollars.

**Related Link:** [Beauty Trend: Lollipop Lips Top the Charts as Weirdest Trend of the Year](#)

**3. An Amazing Moisturizer:** With the heat of the summer, moisturizing becomes a priority. Try [La Roche-Posay Toleriane Double Repair Moisturizer UV](#) for a formula made especially for enhancing your skin that was a full five years in the making! This special formula contains prebiotics, a type of bacteria that's great for your skin and helps it build up a better barrier against dirt and dry skin. Best of all, it has built-in UV protection, so you don't have to worry about getting a sunburn on your face while you're out enjoying the summer sun.

**4. A Must-Have Toner:** Although Thayers Witch Hazel may look and sound like an old-timey beauty treatment, in reality this

is a modern-day wonder. This toner not only rejuvenates your skin and preps it for your every day make-up routine, it also helps reduce acne and pore size and smells amazing! For a toner that does just about everything and will keep your skin smooth and sensational this summer, grab up a bottle of [Thayers Witch Hazel](#), available on Amazon Prime starting at eleven dollars.

**Related Link:** [Product Review: Keep Skin Smooth With Baby Foot](#)

**5. A Phenomenal Face Mask:** Looking for a way to get rid of blackheads so you can go make-up free in the pool? Try the [Glam Glow Mud Mask](#), a luxury experience in at-home spa treatments that is proven to wipe away blackheads and make your face shine it's brightest ever. This face mask reanimates your skin and completely clears out your pores with a cleaning solution that also helps moisturize and protect your face. While it is on the pricier side of things, the show-stopping effects will be sure to make this mask worth every penny this summer.

What are your beauty trend must-haves when it comes to looking sensational in the summertime? Let us know in the comments!

---

# Fairidescent Make-Up Is Adding New Shine to Beauty Trends This Year





By [Noelle Downey](#)

Looking for a little extra sparkle in your life? Check out this hot new celebrity look to see if this [beauty trend](#) could be the solution for you. Fairidescent make-up combines the flowery beauty of spring with the glitter and sparkle of any luxury night out to create a look that stuns and enchants. Fairidescent make-up is a combination of “fairy” and “iridescent” and there’s really no other way to describe it – this make-up takes the natural glow of a fabled forest nymph and adds in all the glitter and gloss of the high life. If you’re looking for a stand-out look for a [date night](#) that will make your partner fall under your spell this summer, look no further. Fairidescent make-up is the beauty trend that will help you sparkle and shine in all kinds of summer weather this year, and make every moment seem just a little more magical.

**This beauty trend will sprinkle some pixie dust on your summer and**

# fill you with happy thoughts! What are some ways to incorporate this look into your every day style?

**1. Sparkling Brows:** For a look that will draw attention and make heads turn, try this daring look that combines all the glitter of a night on the dance floor with the gentle natural essences of a fairy queen. The most daring part of this look? The brows! Use a little of this glitter-tastic fairidescent make-up to highlight your brows and add some shimmer to your forehead for a beautiful and eye-catching look that will leave all your admirers totally charmed.




Photo: pah.lah.mua /  
Instagram

**Related Link:** [Beauty Trend: Mauve Is In for Spring 2017](#)

**2. Sprinkle of Glittery Freckles:** Add some character to your face with this sprinkle of glittery highlighter across the nose and upper cheekbones, lending a sense of the supernatural to an otherwise ordinary look. These sparkles double as a great replacement for a cute spatter of fairy-like freckles, and will have you looking shiny and new this summer as you smile and simper in the sun.



Photo: no\_fakelashes /  
Instagram

**3. Shimmery Lip:** If you're going bold with your eye make-up when it comes to glitter, why not adopt this look and complement that shine with a shimmery lip. The shiny green will draw eyes to your pretty pout, and will complete your sparkly look while still alluding to the green and natural side of things that help take this look from glitter girl to flower child.



Photo: sona.miksovska /  
Instagram

**Related Link:** [Beauty Trend: Lollipop Lips Top the Charts as Weirdest Trend of the Year](#)

**4. Shiny Nails:** Add a little sparkle to every wave of your hands with this glittery and glam manicure that takes fairidescent coloring to a whole new level. With varying pastel colors and an undeniable starry shine, these nails are perfect for a complementing a fairidescent make-up look and tying the sparkling style together.



Photo: whoslauri /  
Instagram

**5. Bright and Bold Eyeshadow:** Just because you're channeling your inner sprite, doesn't mean you can't graduate from perfect pastels to courageously bright colors! Even if you're still looking for that fairidescent look, add some bright pink and deep orange for variation and sprinkle some glittery dots in complimentary colors around your eyes for some added mystique. Bonus points if you can find a flower crown to match! And just like that, you're the new fairidescent fairy queen this summer!




Photo: [sona.miksovska](#) /  
Instagram

What do you think of this new beauty trend? Gorgeously glittery or so many sparkles you can't think straight? Let us know in the comments!

---

## Product Review: Achieve Flawlessly Straight and Healthy Hair with These Lifesaving Products





*This post was sponsored by HSI Professional.*

By Noelle Downey

With summer weather right around the corner, we're all looking for that shimmering, straight hair to show off while tanning poolside or to sparkle while charming a summer fling on a [date night](#). If your hair is filled with too many waves for relaxing summer days, you may be in need of some help to take your hair from a hot mess to masterpiece this coming summer.

**If you're feeling down because of frizz and flyaways, [HSI Professional](#) could have the solution to summertime straightness for your hair this season!**

With flat-irons at prices as low as \$79.99, HSI Professional



provides an affordable way to keep your hair shiny and straight this summer. These fabulous flatirons use special micro-sensors to bring balance to the heat on your hair, so you can be sure you won't need to fry your locks in order to get them smooth and straight. They also feature Tourmaline mineral on the heated plates to seal moisture in at the cuticle and provide a shiny finish to your hair.

**Related Link:** [Product Review: Exercise Your Brain Daily With A BrainHQ Subscription](#)

If you're still worried about the effect that heat may have on your hair, never fear. HSI Professional is dedicated to making sure your hair stays healthy and has produced a line of argan oil products to take your hair from shiny to superb. Safe and healthy for any hair type, these products add long-lasting shine and smoothness to your hairstyle that will have heads turning all day long.

**Related Link:** [Product Review: Get a Stellar Celebrity Look with Color Wow Pop & Foxybae](#)

If you're dying to have hair that brings new meaning to the term summer shine, then don't delay! Visit [hsiprofessional.com](http://hsiprofessional.com) to purchase these terrific tools for taking your hair from frumpy to fantastic this summer season!

---

## **Beauty Trend: Lollipop Lips Top the Charts as Weirdest**

# Trend of the Year



By [Cortney Moore](#)


When 2017 started, no one knew the over-lined lip trend would take a messy turn. Well, the makeup artists at MAC Cosmetics showed us that anything is possible with their experimental [beauty trend](#) that is now known as “lollipop lips.” MAC debuted this strange makeup look during London Fashion Week, and it has apparently taken off on social media with avant-garde beauty enthusiasts. Why would anyone try their hand at lollipop lips? It’s intended to mimic the appearance one might get after sucking on a lollipop- which gives off an “innocent” look. If you’re bold enough to try lollipop lips, here are a few [beauty tips](#) to help achieve this outlandish trend.

# There's no need to apply your lip color perfectly with this latest beauty trend!

**Runway ready:** Any lip color works fine if you're going for a runway look, but an untraditional hue adds a fashion-forward edge. Take inspiration from aphrodisiacdeity on Instagram. She mastered this beauty trend with a lavender cream finish. The matching lavender eyebrow highlight and hair color complement the lip stain and pull the whole look together. Don't be afraid to heavily smudge your lip color if you want to look like MAC model.



[View this post on Instagram](#)



#lollipoplips inspired by @zephyrlestrange and @teratology ☑☑☑ #motd

*A post shared by [Rosie Clark \(@queencthulu\)](#) on Mar 6, 2017 at 10:51am PST*


**Related Link:** [Product Review: Keep Skin Smooth With Baby Foot](#)

**Medium smudge:** Go for a less messy look by using a bold lip color and smudging it out slightly in select areas. Beauty blogger umaimamehtab effortlessly shows us how to rock the lollipop look with her scarlet red lip gloss. The glossy finish reflects the light in an ethereal way and adds a level of chic to this youthful trend. Note how she mainly smudged the color around her top lip to create an ombré appearance.

<https://www.instagram.com/p/BRjF60ylZkS/>

**Related Link:** [Beauty Tips: 5 Hair Trends for 2017](#)

**Go subtle:** If you're on the shier side, a barely-there lollipop look would suit you best. Youtube sensation Celia Leslie shows us that smeared lipstick can be a cute addition to a makeup routine. She smudges her lip stain slightly above her natural lip line, giving off familiar over-lined vibes. Going lighter at the corners of the mouth make it look like you've worn your lip color a long time, and also adds dimension, making lips appear fuller.





[View this post on Instagram](#)



ppl clown on the smeared lip look but i think its cute ☺☺

*A post shared by [celia Ⅱ](#) (@celia\_leslie) on Mar 18, 2017 at 12:09pm PDT*

At least now you can kiss your love on [date night](#) without worrying about smeared lipstick. Lollipop lips are a life saver for those who have unsteady hands when it comes to applying lip liner. Whatever happens to your lip color, just be confident. Being a little messy is trendier than ever! You don't need to be a masterful makeup artist to look like a celebrity beauty.

**How do you feel about lollipop lips? Are willing to give this look a try? Tell us in the comments below!**

---

# Product Review: Get Ready for Spring with Pretty in PRAI Fragrance and Body Lotion



By Taylor Barbato

Sometimes [beauty](#) products are misleading and do not last long, so when we find the perfect product, we like to hold on to it as long as possible! PRAI Beauty has unique signature ingredients with an addictive scent of fragrant citrus and floral essences. The scent is perfect for the Spring and gives off a classy, soft, and sensual smell. The beauty products offer skin smoothing ingredients, which are perfect for dry

skin after the winter. For our animal lovers, every product is cruelty-free, a portion of every purchase is donated to animal causes and the whole PRAI team volunteers at local shelters!

## **PRAI Beauty's Pretty in PRAI Fragrance and Body Lotion will make your Spring beauty list!**

### **Pretty in PRAI Fragrance:**

Start the Spring season in the right direction with PRAI Beauty's signature scent! The scent can be described as a fresh citrus and green fruits meeting floral essences including gentle hyacinth, mysterious cyclamen, seductive jasmine and romantic gardenia. The fragrance scent lasts throughout the day and into the night. It is perfect for a romantic night out, a first date or even daily activities. The sizes available are 1.7oz/50ml and .17oz/5ml with retail prices of \$39.95 and \$14.95.

**Related Link:** [Product Review: Don't Let Your Roots Get The Best Of You With Cover Your Gray](#)

### **Pretty in PRAI Body Lotion:**

Get rid of dry skin with the lightweight lotion that leaves skin feeling silky, smooth and scented! The lotion contains a soothing aloe that glides on comfortably and is quickly absorbed. The scent from the lotion gives off a perfectly clean spring scent that will enhance your beauty product list for the season. The lotion comes in an 8oz/200ml bottle with a retail price of only \$29.95!

**Related Link:** [Product Review: Get Comfortable and Confident With Slim-Sation](#)

Get ready for spring with these long-lasting products! With the PRAI fragrance and body lotion, your skin will feel smooth, fresh and will have a spring-like scent! Get your PRAI beauty products now!

---

## Celebrity Hairstyles: The 2017 Hair Trend That's Brightening Up Fashion Week



By [Cortney Moore](#)

[Celebrity hairstyles](#) have always influenced pop culture.




Whether it be the “the Rachel” haircut from the 90s, or the partial buzzcuts made popular by the likes of Rihanna and Cassie Ventura in the 2010s- fans can’t help but take cues from [celebrity style](#). New York Fashion Week 2017 is no exception. According to [Vogue.com](#), bright and colorful dye jobs were hair trends that made [celebrity news](#). If you want to make a bold statement this year, then try to make it clear with your hair. Here are six celebrities that have masterfully flaunted their colored locks.

## Colorful tresses took over NY Fashion Week, see if you can take inspiration from some of these bright celebrity hairstyles!

**Steel Blue:** English singer and songwriter Louisa Johnson isn’t afraid to dabble in icy tones. The smokey pastel blue color helps to bring out her lovely features. Her blunt cut and soft layers also add a hint of sophistication to this punky color. What’s even better? She achieved this look with L’oreal box dye!

<https://www.instagram.com/p/BQisEtEFLuH/?taken-by=louisa&hl=en>

**Pretty in Pink:** American model Hailey Baldwin mixes femininity and edge with this rosy pink hair color. Loose body waves give this style a youthful appearance, so be wary if you’re trying to achieve a mature look with your hairstyle. Pastel tones are also a pretty and playful contrast with tan skin.






[View this post on Instagram](#)




*A post shared by [Hailey Rhode Bieber \(@haileybieber\)](#) on Jan 16, 2017 at 7:45pm PST*

**Related Link:** [Beauty Tips: 5 Hair Trends for 2017](#)

**Earthy Tones:** If you love mother earth, then Katy Perry's faded green hair might be the look for you. Her dark roots seamlessly blends with the green tones in a nice ombré effect, much like a lush forest. The bob cut adds a retro, but fashionable look.





[View this post on Instagram](#)




SLIME GREEN FOR SPRING by my bb's @neeenaboo & @brantmayfield at the @mcmillansalon 🍃🍃🍃

*A post shared by [KATY PERRY](#) (@katyperry) on Apr 7, 2014 at 5:34pm PDT*

**Go Granny Go:** Aside from Kardashian-related drama, Blac Chyna is known for her long and colorful wigs. This year however, the reality star surprised us with cropped grey tresses. Her beautiful cheekbones and jawline are brought out more with this color and cut combo.





[View this post on Instagram](#)



Strength

*A post shared by [Blac Chyna \(@blacchyna\)](#) on Feb 8, 2017 at 12:52pm PST*

**Related Link:** [Celebrity Looks: 3 Easy Ways To Dress Like a Celebrity](#)

**Galaxy Colors:** Demi Lovato does much more than sing, she can also paint the colors of the galaxy! Dying a whole head with multiple colors can be high maintenance and difficult to upkeep, so take a page out Demi's book and try colorful extensions or dip-dyed ends in purple, blue and pink.

[https://www.instagram.com/p/o\\_s5xq0KmL/?taken-by=ddlovato&hl=en](https://www.instagram.com/p/o_s5xq0KmL/?taken-by=ddlovato&hl=en)

**Pastel Rainbow:** Some might say Kylie Jenner is the queen of changing hair colors. She stunned fans at Coachella last year with multicolored locks. The pastel touch adds a modern twist to rainbow hair. However, it's important to note that this look is very high maintenance.



[View this post on Instagram](#)



Metallic matte HEIR on the lips @kyliecosmetics

A post shared by Kylie  (@kyliejenner) on Apr 16, 2016 at 11:24pm PDT

And celebrities aren't the only ones crazy about colorful hair. The trend was also seen on the runway this Fashion Week. Designer Jeremy Scott sent model Olesya Ivanishcheva down the catwalk with neon pink hair, while ADEAM let model Mae Lapres walk down in electric blue. So it seems that celebrities are onto to something with their out-there hair trends.

What do you think of this latest hair trend? Would you experiment with the colors of the rainbow? Let us know in the comments below!

---

## Product Review: Don't Let Your Roots Get The Best Of You With Cover Your Gray





*This post was sponsored by Cover Your Gray.*

By [Mallory McDonald](#)

We have the perfect [beauty](#) trick to avoid spending large amounts of money at the salon every few weeks. Gray hair can come in fast and furious, and sometimes it may seem like it is impossible to cover up or get rid of. Now, you can cover up your gray hair efficiently at a low cost with the Cover Your Gray products. Covering up gray hair has never been so easy, as it offers a wide array of product application options in addition to brow and dry shampoo color solutions. Cover Your Gray wants to work with you to keep your hair healthy, youthful and strong. Get ready to wave goodbye to your gray!

**Gray hair won't be able to hold you back anymore! You can kick it to the curb with [Cover Your Gray](#)**

# products!

## Touch-Up Spray



This aerosol spray, which is only \$10, is a solution that helps boost volume while providing the quick color refresh you need before your next salon visit. For those nights out on the town that you just can't make it to the salon before, this is perfect to make sure your hair looks flawless. This easily washes out with shampoo and lasts all day. From getting up to go to work, to dinner and a night out, your grays will be far away.

**Related Link:** [Tips: 5 Hair Trends for 2017](#)

## Fill-In Power





One of the hardest things to handle is thinning hair, especially if you have tried multiple treatments and shampoos that just aren't working. The Cover Your Gray Fill-In-Powder is a tinted solution with complex natural botanicals that fills in hair and is working to help promote hair growth and prevent further hair loss. Fill-In-Powder is available in 4 color shades, is rain proof, sweat proof and blends seamlessly so no one can tell you have it on. For only \$12, you never have to feel like your scalp is all people are noticing! It is never too late to budget your hair cost with these awesome products!

**Related Link:** [Product Review: The Perfect Products To Start Your New Year Off Right](#)

One less thing to worry about with your daily beauty routine is those pesky gray hairs thanks to Cover Your Gray!

---

## Product Review: Keep Skin Smooth With Baby Foot





*This post was sponsored by Baby Foot*

By [Cortney Moore](#)

Struggle with dry, rough feet? Don't be ashamed! Plenty of people have this issue. Despite how common it is, you shouldn't wait for summer time to get your feet in order. Get ahead of the curve this winter, and try Baby Foot, a revolutionary and all-natural foot exfoliant that makes feet smoother and softer than ever! With this [product review](#), we'll show you exactly why Baby Foot should be in your beauty arsenal.

## **Product Review: Get rid of all that dead skin with the natural Baby Foot exfoliant!**

The principal ingredient of Baby Foot is fruit acid, a gentle substance that peels layers of dead skin off. Painlessly, the acids and a blend of 17 natural extracts penetrate the skin

and remove old cells by breaking down desmosomes, which are proteins that hold all the layers together. Through this process, skin is undamaged and peels away the dull parts of the epidermis, revealing a fresh and young layer beneath. After peeling, your feet are reborn- almost like a baby's foot!

All you have to do is cut along the dotted line of Baby Foot and secure the plastic wrappings on your feet. Allow the peel to sit on the feet for about an hour and simply wash it off when it's done. Within three to seven days, dead skin will begin to crust over and fall off the feet. Make sure not to pull at the skin, or you may hurt yourself, as it needs to peel off naturally. If your feet feel dry while peeling occurs, apply a hydrating moisturizer. After a week, your feet should be as good as new!



You can follow up with a second application if you feel that your skin needs it, but make sure to wait at least two weeks before attempting another peel. For those who wish to enhance their peeling effects, cleansing and soaking feet prior can maximize penetration of the peel gel, or adding heat with the use of socks over the Baby Foot plastic can accelerate peeling.

Not sold on Baby Foot yet? Then perhaps you can be convinced by the exfoliant's media hype. Baby Foot has been featured on the *Today Show*, *Marie Claire*, *Style Watch* and many more. Or check out the trending hashtags like #BabyFootPeelingMask on Instagram and Twitter. There you can see the magic, and read real-life testimonials for this amazing product. Don't be afraid of the foot peel images however, it's all a part of the process.

A single package costs \$25, and can be found in Target, Walmart and other health or [beauty](#) stores. You can use the

Baby Foot locator on the company's website to find shops closest to you. So what are you waiting for? Go out and get the soft and beautiful feet of your dreams. You'll be flip flop ready in no time.

Give the gift of Baby Foot! Your feet will thank you!

For more information, visit [BabyFoot.com](http://BabyFoot.com).

---

## Beauty Tips: 5 Hair Trends for 2017



By [Cortney Moore](#)

Need a a dramatic change for 2017? Maybe these [hair trends](#) are just what you need in your life! Sometimes all you need is a different style, color or cut to make you feel brand new. Learn about the latest [celebrity style](#) and how you can achieve these fashionable trends with the following [beauty tips](#).

## Beauty tips that will keep your hair up to date!

1. [A touch of orange](#): Ladies no longer have to be afraid of brassy tones. Orange hair is becoming a popular trend this year. There are so many shades you can try: copper, rose gold, peach bellini, blorange (the new strawberry blonde), creamsicle and much more! Go out and take a risk; maybe redheads are the ones who have all the fun.



2. [Low maintenance cuts](#): Boys aren't the only ones who can rock short hair. Cropped tresses are here to stay for 2017. This look is perfect for those who want to bring out their bone structure or add edge to their style. That's not to mention how low maintenance these cuts are, so you'll save a lot of time on your beauty regimen. You'll also save a bit of money on styling products compared to your long-haired companions.



**Related Link:** [Product Review: The Perfect Products To Start Your New Year Off Right](#)

3. **The faux-perm**: Big curly hair has made a comeback! Chunky spiral curls can be achieved with a flexi rod set. Don't worry if your curls don't come out perfectly uniform. A little frizz or varied texture gives your hair more definition and looks chic. The fluffier the curls, the better. Enjoy bringing the 80's out with this unique hairstyle.




4. **Denim everything**: Another popular hair color trend for 2017 is denim hair! Much like the granny trend, the shades for this style vary from subtle to bold. Sneak in a pop of color to dark hair by adding a bit of indigo, or go the acid wash route with pastel blues, purples and greys. If you're really daring, you can add drama with a blend of these colors altogether.



**Related Link:** [Product Review: The Perfect Beauty Products To Look Your Best This Fall](#)

5. **Intricate braids**: An elegant braid is a great way to add glam to this commonly known casual hair style. This trend requires a bit of patience and dexterity because it can be tricky to get your hair to cooperate, but practice makes perfect. When you've mastered braiding your your tresses, you'll be delighted to see how regal you look when your hair is out of your face.



Start the new year right with one of these fashionable hair trends! You're sure to impress on your next [date night](#) with one of these polished looks.

**What do you think of this year's hair trends? Tell us what you think in the comments below!**

---

# Product Review: The Perfect Products To Start Your New Year Off Right



*This post was sponsored by Over EZ, Giorgio Beverly Hills, Hair La Vie and Survivor Eyes.*

By [Mallory McDonald](#)

New Year's Eve is the perfect time to say goodbye to your old habits and make peace with the year that has passed. Once midnight hits, it is time to begin a brand new adventure. To make this new year your best yet by feeling your best and looking your best, we have some products that will do just that. Whether you need something to help recover from a fun night out or are looking for a new you to sparkle this new



year, we have the perfect products to reinvent yourself for 2017.

**With the New Year already started, these four products are the perfect way to make sure 2017 is your best year yet!**

### [Over EZ](#)

New Year's Eve is one of the most fun and over the top nights of the year. Most of the time this includes drinking. If you are starting to have trouble bouncing back from a long night of too many sugary drinks, Over EZ is the answer you have been looking for. It is an all-natural supplement that reduces hangover symptoms, such as headaches, nausea and vomiting. Just one Over EZ has to be taken during alcohol consumption, and the ingredients, including a mixture of vitamins and herbs, work together to flush out the toxins from the body, resulting in a better morning after, without affecting the effects of alcohol. 12 capsules cost \$60, and for that amount you can go out for 3 months and never have to worry about feeling it the next morning!



### [Giorgio Beverly Hills Glam](#)

Something that can be a real change in your everyday routine

is the fragrance you choose to wear. Whether it is your everyday fragrance or you want something new and different for a date night out, Giorgio Beverly Hill's fragrance line came out with their newest perfume targeted to make you feel confident, sophisticated and stylish. [Celebrity](#) Julianne Hough is this brand's spokesperson and could not love this new scent more! The fragrance has an undeniably bold combination of white florals infused with sensuous amber and sandalwood. With bright, sparkling notes, the scent embodies the instantly recognizable glitz and glamour of California's most famous fashion street. Spice up your scent for \$72, and feel like a new person!



### [Hair La Vie](#)

Something that can be one of the most difficult things to change is your hair. New hair styles can make or break your appearance, and choosing the right thing to do may seem impossible. But instead of trying a bold new cut or a vibrant new color, fall back in love with your natural hair using Hair La Vie. Hair La Vie's Moroccan repair serum is \$35 per bottle and is an all-natural hydration system that protects against damage and frizz, while creating instant shine. The serum's unique combination of hair loss fighting ingredients is perfect for those weak, damaged, brittle strands and split ends. Let this be the year your hair doesn't need a trip to the salon to look amazing!



## [SurvivorEyes](#)

One of the latest [beauty trends](#) everyone is still talking about has to do with eyebrows! Having nicely defined and stenciled eyebrows is very important in achieving a perfect overall beauty look! If you have never been good at styling your own eyebrows and need a tool that can help make you feel like a professional, the SurvivorEyes Brow Style Stencil Kit is exactly the product you have been looking for. This particular product was the recent creation of a breast cancer survivor who was inspired to help women struggling with hair loss to look and feel fabulous. The kit is only \$14.95 and comes with 10 eyebrow stencils in unique brow shapes, dual-sided cosmetic applicator brush, instructions for application and stencils and a drawstring pouch for convenient storage. Don't let your eyebrows get the best of you this year!



Reinvent all the best parts of you this year with these products so you can look and feel your absolute best!

---

## Product Review: Give Your Friends & Family the Perfect Holiday Beauty Products



*This post is sponsored by GLOW for a cause, Jewel Tone Nail, BioClairty, Born Skincare and FACE atelier.*

By [Mallory McDonald](#)

It is that time of the year again when deciding what to get

your friends and family becomes a challenge. This year, you don't have to feel that pressure! [Beauty](#) products are a great gift for friends and family, especially because finding the right beauty product is just as challenging as finding the perfect gift. During the holiday season, there are lots of events and parties that we all want to look our best for! This can sometimes become difficult with the harsh weather conditions, and we try to keep ourselves feeling great, but sometimes fall short. Not only do we have the perfect products for you to gift to your friends and family, but you may just want to keep them for yourself!

**[GLOW for a cause](#), [Jewel Tone Nail](#), [BioClarity](#), [Born Skincare](#) & [FACE atelier](#) have the perfect holiday beauty products to get you ready for the season!**

### **GLOW for a cause**

GLOW for a cause is an amazing company that not only has some of the best perfumes and skincare products available, but they also donate 5% of all proceeds to six fantastic charities! With natural ingredients like coconut oil, jojoba oil and Vitamin E, your skin will radiate a healthy glow while providing the nourishment it needs to stay vibrant. Each GLOW for a cause product is made with care because they know the importance of high-quality ingredients. Their products are clean, natural, cruelty-free, made in the USA, and some are even vegan! For \$24, you can get all of their products with their TRY IT ALL in a bag set which includes body butter, facial moisturizing cream, facial nourishing cream, facial clay scrub & facial clay mask.



GLOW for a cause products.

## **Jewel Tone Nail**

Having the time during the holidays to go sit and get a manicure is not always realistic. Instead, you can gift your friends and family with a manicure right at home. Jewel Tone Nail is also the perfect stocking stuffer! Like gel polish, but better, [Glossique](#) offers a safe and creative way for women to express themselves through nail art and achieve a picture perfect manicure in under five minutes! Unlike other nail polish and nail wrap brands, Glossique is non-toxic & chemical free, made in America and requires no heat to apply. Safe for children and adults, they are chemical-free and each Glossique set is offered in standard and petite sizing and has a total of 19 wraps in various sizes. Glossique retails for \$15, and each set is enough to achieve three uses!



A few of the 200 designs you can get with Jewel Tone Nails!

## **BioClarity**

As temperatures begin to drop, sweater weather sets in, and pumpkin spice flavored everything hits stores, another autumn and winter tradition also takes residence: dry, itchy, and irritated skin. This holiday season, count on BioClarity to restore, soothe, and heal your skin during the chilly season. BioClarity is a unique twice daily, 3-step skin treatment system that's putting chlorophyll (the green stuff in plants) to work in the fight against acne. The BioClarity formula is non-greasy, paraben free, oil free, and cruelty-free, and suitable for all skin types- including oily, dry, combination, normal, and sensitive. BioClarity is available online without a prescription and shipping is always free with the monthly subscription fee of \$29.95.



BioClarity's Three Step Skin Treatment System

## **Born Skincare**

Born Skincare products utilize one of the richest known sources of antioxidants to provide you with an organic and natural beauty product you need. If you found yourself outdoors during the summer sunshine, your skin could have been exposed to toxins and chemicals. Now with the colder weather, you want to make sure to revitalize your skin before the cold weather sets in. For your friends and family that have sensitive skin, gift them with the Pure Foaming Cleanser to remove makeup and gently clean out their pores. Our organic cleanser is made for both men and women. Your friends and family will love you for gifting them with a beauty product

that will make their skin feel refreshed and hydrated upon use. You can feel great about this gift that won't break your bank because it is only \$28.



Born Skincare Products

### **Face Atelier's Haute Eye Shadows**

This is the perfect stocking stuffer for your friends and family that love a bold or simple eye for going out. This holiday season, you and your friends can fall in love with [FACE Atelier's Haute Eye Shadows](#), available in 41 different shades and textures. FACE atelier offers versatile, age and race neutral cosmetics that enjoy a cult-like following among beauty industry professionals, [celebrities](#), and consumers worldwide due to their superior performance and versatility. Made with a highly pigmented micronized formula, each eye shadow glides smoothly over the eyelid, offering maximum performance and long-lasting coverage. You can choose between a four or twelve-well palette to create your own custom eye shadow set. FACE atelier eye shadows are sold pan only, giving makeup lovers the ability to design their own palette that best complements their skin tone and style. For \$17 a set you can design a few palettes for your friends and family to find the perfect one for them!





## FACE Atelier's Eye Shadow Palette's

Don't let this holiday gift giving stress you out, with these awesome beauty products your friends and family will be happier than ever!

---

# Product Review: Keep Your Face Flawless With Jojoba's Facial Hydration Products





*This post is sponsored by Jojoba.*

By [Mallory McDonald](#)

Finding the essential [beauty](#) product that can hydrate your skin without leaving your face feeling greasy or worse than before is a struggle for many. We see [Hollywood celebrities](#) with flawless skin, even without make-up and beauty products on! The question becomes how to achieve this flawless skin from the comforts of your own home. But, this process can become restless trying to separate the good facial products from the bad. With the help of Jojoba's beauty products, your hunt can end. Jojoba is a golden liquid wax (often called jojoba oil) that is made from the jojoba bean. A plant native to Southwestern North America, it was highly valued by the Native Americans of the Sonoran Desert as a potent balm for skin ailments and a skin restorer.

**[Jojoba](#) is the perfect remedy for**

**hydrating skin and can make you feel like a Hollywood celebrity from the comforts of your own home!**

### **100% Natural Australian Jojoba**

This particular product is the perfect base for your skin care, and it's a complete home remedy kit! It contains antioxidants, Omega 6 and nine essential fatty acids, and Vitamin A, D and E, which nourish and enrich the skin. It can be used multiple times a day and is only \$22.50.



### **100% Natural Jojoba + Rosehip Oil**

With the same benefits as 100% Natural Jojoba, adding the rosehip oil adds a deeper level of nourishment. Adding rosehip oil allows the product to get deeper into the skin where just the natural jojoba alone cannot. This product works amazing on scars and stretch marks and costs \$29.95.



## **100% Natural Ultimate Jojoba**

For \$39.95, only \$17 dollars more than the 100% Natural Australian Jojoba, you can start to not only hydrate your face, but can also begin to get rid of unwanted wrinkles. It has all the multi-vitamins your skin needs and helps make your skin feel youthful again!



## **Natural Pigmentation Oil**

Ever worry about trying to cover up or hide uneven skin tones, pigmentation or age spots? The natural pigmentation oil deeply moisturizes the skin, makes it more even, and reduces age spots. With a retail value of \$39.95, this is a must have!



## Hydrating Day Cream

Trying to find a good cream that can help hydrate your face while wearing makeup every day is challenging at best. This hydrating day cream is only \$32.95, is lightweight and quickly absorbs into your skin making it the perfect product to wear daily.



With five products you can have the perfect facial hydration kit right at home. No more dry skin, red spots and age spots, your skin well never be more thankful!

---

# Product Review: Fight Aging Skin & Save Time: Alpessence



*This post was sponsored by Alpessence.*

By Kayla Garritano

Let's be honest! You want a skin product that will keep your natural beauty, but also rejuvenates that youthful glow, keeping you feeling young and vibrant. You also want the quality product of a luxury brand, without the luxury prices. And, it's likely you'd rather save time on applying those products instead of struggling through a series of time-consuming processes.

**Alpessence is the brand to buy, as it provides you with the quality of a luxury brand for lower prices and the results you deserve.**

Alpessence also has cutting edge anti-aging technology. The Switzerland-made brand has the country's latest high-tech, anti-aging treatments baked in to bring directly to you. All Alpessence products are formulated with Rose Stem cells and other precious luxury ingredients. Because of these ingredients, you will feel reinvigorated. Plus, all of the damage to your body caused by stress and various toxins you're exposed to in your daily life will be repaired. Also, as an extra benefit, they will also improve your immune functions.

One product that you should definitely give a go is the [moisturizing refining mask](#). This moisturizer should be applied before you go to bed, and the overnight moisture-firming mask will help you to eliminate lines and wrinkles. It will help boost all the natural skin functions, because it not only satisfies the skin's need for energy to detoxify, but it also renews and rekindles vitality for a new level of anti-aging efficacy. It even helps to maintain the skin's ideal moisture level as it soothes and minimizes fine lines. At \$109, you'd be getting your money's worth for a product that does more than decrease wrinkles.



For the same price, you can also get the [silky dew moisturizer supplement](#), which is an every-day use product. It combines collagen and pearl to nourish and moisturize your skin whenever needed. As Aplessence says, “It’s your daily anti-wrinkle ally for ageless beauty.”





Alpessence has received a great amount of [praise](#) from various YouTube Stars, such as [ImogenHearts](#), saying it was one of her favorite skin care products of 2016. It's also received high approval ratings from the [Chicago Tribune](#) and [Halfstack Magazine Online](#).

The products are non-irritating, and they have no added artificial fragrance, dyes or ingredients that can harm the health and function of your skin. The company also does not test on animals

If you're feeling like you need a new brand in your life and want the product that is worth what you're paying, try out Alpresence, available in 14 countries online!

---

## Good For You and Good For The Planet Products



By [Nicole Caico](#)

Too many products on the market utilize harsh chemicals, which are not good for your health or for the environment. Luckily all-natural products are gaining popularity, because good for you and good for the planet should be the same thing.

## Show your body, and the environment some love with these all natural products.




Doubling as your soap and loofa, Pura Naturals brings you their line of [Soap Infused Active Sponges](#) in citrus zest, peppermint volcano, and unscented 3-packs (\$8.99). Each plant-based sponge is all natural, and biodegradable. The sponges also repel water which makes them mold-repellent and travel friendly.




There are plenty of body lotions out there, but not many like this one. Surya Brazil sells their [Amazonia Preciosa Leg & Foot Lotion](#) to give you a one of a kind, all-natural, hydrating experience (\$34). The lotion is vegan and cruelty-

free. With natural oils, aloe, shea butter, and more Surya Brazil promises “intense revitalizing action” from this lotion.



For a fungi-fighting clean, Art Naturals offers their [Antifungal Soap with Tea Tree Oil](#) for body and feet (\$18). This wash is kind to delicate skin while alleviating itchiness associated with common conditions, like athletes foot and psoriasis. Like other all-natural products, its ingredients are refreshingly easy to read.



Face masks are great for relaxation, and even better when they're reusable. The [TheraPearl Face Mask](#) (\$19.99) is an oversized round mask with openings for eyes, nose and mouth. With a fully adjustable Velcro strap, and the choice of heating or chilling it is extremely versatile. Heat it to open clogged sinuses, chill it to soothe tender skin, or make it a part of your facial routine.



You've never had a cleansing wipe so natural. Pre- or post-sweat, [EmerginC Scientific Organics Facial Cleansing Wipes](#) (\$19) 100% natural wipes are ideal for cleansing and removing makeup, packaged for use while at-home or on-the-go. The wipes are made from a sustainable, biodegradable, non-woven wood fiber, and are formulated with organic aloe vera, a proprietary fruit extract blend, witch hazel extract, lacto-fermented radish root and honeysuckle.



Can't skip a day without washing your hair? Now you can. [Farmaesthetics Powdered Silk Dry Shampoo](#) (\$30) all-natural herbal dry shampoo absorbs oil, lifts roots and freshens hair to extend time in-between washes. Made of just silk powder, cornstarch, lavender buds, and sea salt.

Stay natural this summer with these awesome products!

---

## Jill Zarin Hosts Star-Studded Hamptons Party





While the temperatures reached almost 100 degrees, [celebrity couple](#) Jill and Bobby Zarin hosted their 4th Annual Luxury “Experience Nervana” Luncheon at their Southampton Estate to benefit The Eric Trump Foundation/St. Jude Children’s Research Hospital. On Saturday, July 23, celebrity guests like Jonathan Cheban, Cindy Barshop, and Rita Cosby joined the Zarin’s at their sprawling beachfront estate to “experience nervana.”

## **Nervana hosts Jill Zarin’s Annual Luxury Luncheon**

“Discover The Palm Beaches” was the tone for the event as guests were able to experience first-hand brands hailing from the sunshine state like Nervana, Hallow + Plank, Chic Boutique to name a few. The party goers could escape the excessive heat in the Zarin Fabrics pool-side cabana and cool off when an Iguana Yachts watercraft drove up on the property to pick up guests and ride around Shinnecock Bay, while others escaped the heat inside the Nervana lounge. Upon leaving the event, VIP guests and celebrities were given “better gift bags than



you would receive at the Oscars,” Real Housewife of Atlanta Cynthia Bailey shares. The Experience Nervana gift bag, a highly anticipated item of the event, was valued at over \$5,000 and included an array of items from many brands including M Cushion, Xtava, Quilted Koala, Ralph Lauren, and more.

The luncheon visitors were served gourmet food designed and served by CARLYLE OFF THE GREEN with [celebrity chef](#) Adam Banks. Guests also enjoyed an interactive chocolate truffle bar from Voila Chocolat and sipped on an endless supply of rosé provided by Studio Wines Boisset or signature cocktails provided by Blue Ice vodka. This year invited guests were given the opportunity to win the key to Jill Zarin’s luxury closet curated by event planners Ticket2Events where one lucky winner received over \$30,000 worth of products, including shoes from Marchesa, a crocodile clutch from Palaso Aspen, a styling session with The Style Duo, a shopping party at Calypso St. Barth Easthampton and much more.

There was even a “beauty bar” with free gifts for women including Radha Beauty, Kiss USA, Ageless La Cure, Cane +Austin, Clio/Mumsie, Poo-Pourri, and on-site personalized bags from GiGi New York. Various health & wellness brands were also on-site to inspire change for the better like Alkaline expert Dr. Daryl Gioffre of Alkamind, Super Detox Me the body restart cleanse, and Juvly Aesthetics. Guests who were invited to Jill Zarin’s 4th Annual Luxury Luncheon Experience Nervana also enjoyed onsite pamperings such as a nail bar from Pop of Color, a braid bar hosted by rpzl, a Sania’s Brow Bar, and on-site massages.

Whether you’re looking for the latest beauty products or want to keep up with the hottest fashion trends, Zarin’s luxury luncheon featured amazing products to try on your next date night!

*For more information, check out [#jillzarinluxlounge](#).*

---

# 'Botched' Star Dr. Paul Nassif Launches New Anti-Aging Skincare Line



Interview by [Lori Bizzoco](#). Written by [Rebecca White](#)

For those of us who are feeling aged, don't get enough sleep or are constantly stressed, a good skincare product always helps us look and feel better. But, with so many beauty products on the market, how can a girl even choose. That's why we were thrilled to find out that our trusted TV doc, plastic surgeon and former *Real Housewives of Beverly Hills* [reality TV](#) star, Dr. Paul Nassif launched a new anti-aging collection,

[Bio-Clock Dermaceuticals](#) earlier this year. This skincare line is no joke. It fills your pores with love.

During an exclusive celebrity interview with CupidsPulse.com, the star of E!'s reality TV show *Botched* spoke about his new collection and shared details surrounding how his amazing beauty products will cleanse and hydrate your skin just in time for your next [date night](#). You can even check out the famous doctor's summer beauty tips and learn how these products can cleanse, exfoliate, hydrate, and protect your skin in our product review below.

## Dr. Paul Nassif's Summer Beauty Tips

As a facial plastic surgeon, it comes as no surprise that Dr. Nassif looks at skin differently than a dermatologist would. Even when he's doing a facelift, the reality TV star says he can see the loss of elasticity, collagen, and hydration. That's why his goal was to have active ingredients in his new beauty products, such as ElastaDermC, a potent form of vitamin C, and retinol which will really make your skin glow. Dr. Nassif's skincare line features all of the essential ingredients for a proactive summer, such as the gentle cleanser, detox pads, hydro-screen hydrating serum, and night beauty serum. Like the doctor says, these products will "wipe away the signs of aging." The surgeon explains how to use these products effectively this summer with his beauty tips below.

**Related Link:** [Product Review: Express Your Love With a Chalk Me UP! T-Shirt](#)

**1. Cleanse.** This is especially important during the summer because of the hot and humid weather which leads to sweat that takes longer to evaporate off your skin. The *Pure Hydration*

*Gentle Cleanser* is gentle enough to remove eye makeup but tough enough to remove pore-clogging debris. Don't let that humid weather ruin your skin's glow.

**2. Exfoliate.** Make sure you exfoliate at the right times. Not only will it help you maintain a fresh fake tan, but gentle facial exfoliation will help create a better canvas for makeup application allowing your skin to wear less on those warm, summer evenings. The *Detox Pads* in Dr. Nassif's new anti-aging skincare line are shown to remove 108% more makeup and dirt than soap and water because of ingredients like retinol, glycolic acid, and salicylic acid (see image above). You will love how amazing your skin feels after a 30-second detox session with this age defying product. Remember to exfoliate the morning after a swim in the pool or ocean, not prior.

**Related Link:** [Product Review: Find Out Why Celebrity Babies Love Lorena Canals Rugs](#)

**3. Hydrate.** Stay hydrated. You may have let up on this a little since winter left the premises, but don't give it up for good. A solid moisturizing routine can do many beneficial things for your complexion. Dry skin is unhappy, damage-prone skin, so apply a product to protect it from summertime drying agents like sunburns, salt, and chlorine. The new *Hydro-Screen Hydrating Serum* is a lightweight moisturizer that plumps as it hydrates. "Your skin drinks this product," the surgeon said in an exclusive celebrity interview with CupidsPulse.com. "This is one of the only products that hydrates your skin. Our goal is to increase hydration, luminosity, and help the appearance of discoloration."

**4. Protect.** Your skin is a barrier that protects you from environmental aggressors like pollution, bacteria, and moisture loss. Keeping your skin healthy helps that barrier continue to work properly. Protect your skin with products that contain antioxidants which will help repair damaged skin and prevent free radicals from doing undesirable work. The *Day*

*Therapy Energizing Creme* and *Night Therapy Antioxidant Night Serum* will revitalize your skin, increase the effectiveness of your sunscreens, and boost your skin's defense against UV exposure. Dr. Nassif says these products work for your entire face.

These beauty products are proven to reduce dry lines, wrinkles, age spots, sun spots, and discoloration. Many of Nassif's patients have noticed that their skin returned to its natural tone after using the product line. Don't believe us? The reality star and doctor uses his own products, and at 54 years old, he looks 10 years younger.

Whether you're getting ready for your next date night or just keeping up with the latest beauty tricks, Dr. Nassif's anti-aging beauty products have you covered. Be prepared to feel the difference of the active ingredients working to help you through the aging process.

*To learn more about or purchase Dr. Nassif's beauty products, visit the [HSN site](#).*

---

## **Product Review: Get Ready for Date Night Faster with the BeachWaver S1 Curling Iron**





*This post is sponsored by BeachWaver Co.*

By Mackenzie Scibetta

Spending hours doing your hair and make-up for [date night](#) is not only a hassle but a complete waste of time and energy too. The last thing you want to do is lock yourself in the bathroom after a long day at work! Thanks to the BeachWaver S1, you can spend less time creating those celebrity curls and more time cuddling with your honey. Check out our product review below for more details about this innovative curling iron.

## **Product Review: Prep for Your Next Date Night with the BeachWaver S1**

Offering a unique spin on the traditional curling iron, the BeachWaver S1 has a ceramic barrel that rotates on its own. Created by acclaimed celebrity hairstylist Sarah Potempa, the curling iron performs at two different speeds (slow or fast) and also has a temperature range from 290 to 410 degrees. Faster speeds and hotter temperatures mean you can be out the door and ready for date night quicker than ever

before!

Potempa developed this product specifically for women who have difficulty styling their hair. While the iron will do a majority of the work for you, it also gives you the feeling of being completely in control with an arrow button that provides rotation control as well as a home button that resets the clamp to the start position. No matter what type of hair you have, the BeachWaver S1 will leave you feeling glamorous and ready to take on the world!

With this styling tool, resembling your favorite celebrity's hair is no longer an unachievable goal. Whether you opt for loose and beauty waves like [Lauren Conrad](#) or defined, cascading curls like [Blake Lively](#), you'll feel like a star on your next date night.

*You can purchase the BeachWaver S1 curling iron and other BeachWaver products at [beachwaver.com](http://beachwaver.com).*