

Celebrity Interview: 'RHOD' Star Stephanie Hollman Talks Fame, Family Life, and Spring Style



By [Delaney Gilbride](#)

After our recent [celebrity interview](#) with “wonder woman” Stephanie Hollman, we can certainly say this charitable philanthropist does it all. While *The Real Housewives of Dallas* (RHOD) has only recently finished filming its second season, the peacemaker of the show continues to juggle her work, home, and social life flawlessly. It begs the question: How is Hollman able to balance her busy life after her steady rise to fame? Thankfully, the reality TV star gives us all of

the answers we crave and more.

Stephanie Hollman Talks *The Real Housewives of Dallas* in Our Exclusive Celebrity Interview

While fame is notorious for going to people's heads, that's nowhere near the case for Hollman. As for how the philanthropist felt after the release of season one of *RHOD*, she says that "you learn who your real friends are" after you've made your claim to fame. "There's something really freeing about not being perfect and having everyone see that," Hollman continues.

Of the drama that arises during the filming of Bravo's hit show, Hollman explains that her mom's words are always in the back of her mind: "If you don't know what to do, do nothing." She urges people to think before they act in both friendships and romantic relationships – and this *especially* goes for women! When you act before you think, you have to deal with the consequences one way or another.

Related Link: [Celebrity Interview: 'RHOD' Star Stephanie Hollman Says Her Life Is All About Her Family](#)

As for upcoming episodes of the show, the reality TV star explains that she's "excited and nervous" for the season to air. "They really dug in deep, and everyone's vulnerable," she shares. Reality TV fanatics can't help but obsess over the bickering and drama that comes along with shows such as *RHOD*, and it seems like this season won't disappoint. Along with your typical petty drama that lives on reality television, Hollman explains that "real life issues" will also be taking place. As for a sneak peak, the star exclaims that the cast trip was "unforgettable." Guess we'll have to wait to see what's in store!

Reality TV Star Gives Family and Relationship Advice

Hollman and her family are known to be the ultimate charitable family in Dallas, and she and her husband take strides every day to shape their two sons into humble and caring young men. While they work tirelessly to make the world a better place for those who need it, they're also teaching their children to "give back in ways that they can understand." For instance, during the winter, they do all that they can to help those who are struggling. Hollman and her children go out and buy children's jackets in every size to donate to kids who don't have a coat. They even give their own shoes to those who can't afford them. She teaches her children to "be kind" to others in the hopes that others will do the same.

Related Link: [Celebrity News: Katherine Heigl Gushes Over Marriage and Kids](#)

As for her celebrity relationship with her husband, Hollman says marriage is definitely hard work! "I work really hard on my marriage," she claims. "We fight, but we talk about it, and we have a very open dialogue." She and her husband go to therapy weekly in order to maintain such a strong relationship, whether they're having a rough time or not. As for her best [relationship advice](#), Hollman encourages you to remember that, "no matter what happens, your spouse will always love you."

Hollman Talks Keys to the Perfect Spring Style

Look no further for spring [beauty tips](#)! This mother of two has got you covered. When it comes to the warmer days ahead, the reality star says her number one tip is that you *have* to be "really cozy in the spring." The weather can range from

easy breezy to intensely hot in a matter of hours, so to prepare for the changing temperatures, Hollman tells us that flowy clothes are the way to go. Her absolute favorite pieces for the spring time include maxi dresses, a flowy shirt, and a good pair of shorts. The fashionista also urges our readers to play with color and just have fun with their wardrobes.

Related Link: [Vacation Destinations: Spring Travel Tips for Home and Abroad](#)

When it comes to the one beauty product she just can't leave the house without, we were a bit surprised. Hollman reveals that she doesn't wear makeup unless she's going out on a [date night](#) with her husband and instead wears her favorite sunscreen, EltaMD, almost every day. "You will never look into anything else!" Hollman promises in our celebrity interview. "It's almost like foundation. It makes my skin look beautiful and feel amazing." The reasonably-priced sunscreen blocks out harmful UV rays, doesn't clog your pores, and gives your skin a beautiful finish. We know what will be on our shopping list this summer!

Catch Stephanie Hollman on the upcoming season of The Real Housewives of Dallas on Bravo. Check out her regularly updated [blog](#) today!

Beauty Tricks: 7 Ways to Maintain a Young-Looking Face



By [Melissa Lee](#)

We all want to look as youthful as possible for as long as possible. We spend money on creams, facials, fillers, and even sometimes plastic surgery. To get some [beauty tricks and tips](#) for how we can maintain a young-looking face, we went to several great beauty professionals including Dr. Kirk Brandow, founder and director of the Brandow Clinic for Cosmetic Surgery in Philadelphia, who has appeared on national programs such as Good Morning America and 20/20.

If you want a face that looks fresh and youthful this summer take some tips from these experts and

implement these beneficial beauty tricks into your own life ASAP!

1. Get rest: There absolutely is such a thing as beauty sleep. “Women come to my practice thinking they need an eye-job or a face lift when all they need is sleep. Sleep is a time when we rejuvenate ourselves and cellular turnover is at its height. Getting 7-8 hours of sleep nightly will make a huge difference in how youthful a woman appears especially as she approaches age 30 and collagen production decreases,” says Dr. Brandow. “A woman can speed up aging if they are constantly sleep deprived.”

2. Use an overnight treatment: If you suffer from breakouts or skin dryness leading to wrinkles or blotches, treating your skin concerns at night, is a way to maintain a youthful glow. “Work closely with your dermatologist or aesthetician who can recommend non-irritating skin treatments specifically addressing your concern,” advises Dr. Brandow. You want to take advantage of overnight options available to boost collagen and heal skin while sleeping.

3. Hydrate: When it comes to anti-aging and putting your most youthful face forward, water is key. Water flushes your system of toxins which helps skin to glow. “Women spend a lot of money on topical creams formulated to boost moisture and hydrate the skin yet, if they integrated more water, even 4, 8 ounce glasses per day, they would see fewer wrinkles and an overall smoother younger skin texture within a month,” says Dr. Adriane Pompa, Miami based board certified dermatologist who specializes in aging skin.

4. Be smart about fillers: Fillers are used to add volume that diminishes as we age but people have taken it to extremes. There have been many advancements with fillers over the past 5 years offering more options and more sophisticated ways to

administer them to achieve a youthful look. According to Dr. Brandow, many patients believe that filling their cheeks will soften their laugh lines, so they push doctors to administer two to four syringes in their cheek bones and cheek area at once. This can result in swelling and doesn't necessarily lift their face. Fillers are often done as an alternative to a face lift but, if not spread out over several weeks, it just gives the patient an unnatural look that distorts their face and makes them look odd. "My personal preference is to perform the fillers sequentially. For example, I will use one syringe of filler in multiple locations. Then I'll have patients return in 4-6 weeks and perhaps do another syringe to the same places, or different places, giving them an overall natural look. This leads to a softer, more natural result. The key to doing fillers well are going with small amounts every 4-6 weeks," explains Dr. Brandow.

5. Get facials: According to Dr. Adriane Pompa, one facial per month does wonders for skin's clarity, texture, and ability to produce collagen. "There are many at-home facials available one can do weekly. The key is knowing your skin type and ingredients that address your specific skin concern. Also, you can treat different parts of the face differently depending on skin issue. Let's say you are prone to breakouts on your jawline, have wrinkles on your forehead and dryness on the cheeks, your dermatologist or aesthetician can recommend a facial plan customized for you."

6. Consider lasers and light: Lasers are another tool that blasts away acne scars, evidence of past sun damage and evens out skin giving that flawless, youthful glow. There have been so many advancements with lasers resulting in more immediate results without downtime. Lasers typically cost between \$600 – \$1200 per treatment depending on the city and type of laser. The advantage with lasers is accuracy. You can treat a specific area without affecting the rest of the surrounding skin.

7. Tone down your make-up: One way to immediately take 10 years off your look is to revamp your make-up. Consider hiring a professional make-up artist who can teach you how to enhance and even modernize your look. New York make-up artist, Carlo Geraci, who was protégé to Trish McEvoy and Kevin Aucion, explains that a lot of women are doing their make-up the same way they did 20 years ago. That bronzer that you loved in the 90's when you were 24 may appear harsh and outdated at 44. "Heavy eye liner and strong lip colors may only accentuate wrinkles and fine lines. As women age, less is more when it comes to make-up. Opt for a great hydrating foundation or a touch of concealer, a pinch of blush, a swipe of mascara or a gray or brown eyeliner and a natural looking lip liner topped with a tinted hydrating balm," he suggests.

Which of these beauty tricks will you be adopting to keep your face looking fantastic? Let us know in the comments!


About the Experts:

Dr. Kirk Brandow, founder and director of Brandow Clinic for Cosmetic Surgery is a plastic surgeon with 2 locations in the Philadelphia metro area and a 3rd one at the jersey shore. Named a "Top Doc" in Plastic Surgery by Philadelphia Magazine as well as nationally recognized for one of America's "Best Plastic Surgeons" of this decade, Dr. Brandow is a trusted expert who has developed many innovative, minimally invasive procedures for the face, body and skin. He has been featured on local, national and international television programs including 20/20, CNN's Headline News, Good Morning America.

Dr. Adriane Pompa is a board-certified dermatologist and Associate Professor of Dermatology at University of Miami, Jackson Memorial Hospital who is highly trained in medical dermatology, dermatologic surgery and cosmetic dermatology. In addition to her general practice, she specializes in anti-aging skin care, skin cancer prevention and treatment, and laser use in dermatology.

Carlo Geraci, New York make-up artist has worked alongside Kevin Aucoin, helped launch the Trish McEvoy brand, and was invited by Barneys New York to become the first Beauty Guru, a position created specifically for him. His work has appeared in print and commercial campaigns, New York Fashion Week runways, red carpets, Broadway stages, television, film, and fashion editorials. He has also appeared on the Style Network, CBS News, and Today on NBC.

Beauty Trends: Best Beauty Buys for Summer 2017



By [Noelle Downey](#)

With summer in full swing, it's time to start thinking about the [beauty trends](#) and fashion musts for the summer season. If you're looking for the beauty buys that you absolutely have to put on the top of your shopping list when it comes to prepping for looking your best while you shine in the summer sun, look no further! We here at Cupid's Pulse have done the hard work for you and now have the all-inclusive list of what you will desperately need to have in your make-up bag this season to stun your way from relaxing by the pool to partying all night in the summer air.

Looking for the hottest beauty trends to turn up the heat this summer? Get ready to sparkle in the sunshine with these amazing beauty finds!

1. Holographic Pastel Eyeshadow: Keep your eyes shimmery in the summer heat with a pastel eye shadow that's holographic in tone! The cool colors will have you looking pristine even on the most humid of days, and this eye make-up's beautiful sheen will leave passers-by dying for a second glance at your eye-catching look. Try the Kat Von D palette, [available at Sephora](#), for a stunningly shimmery look this summer.

2. Natural-Looking Lip Stain: If you're ready to go a little more natural for the warmer months, try [Generation G Lip Stain](#), a matte finish look that enhances your natural lip color instead of completely covering it up. Best of all, it rejuvenates your lips and applies like a lip balm, so it's perfect to enhance your pout when you want to look divine but not dolled up – think a summer-time walk through the woods with your partner or a Fourth of July cookout with family. Celebrate the summer and your own natural beauty with this

great lip stain, available on their website for under twenty dollars.

Related Link: [Beauty Trend: Lollipop Lips Top the Charts as Weirdest Trend of the Year](#)

3. An Amazing Moisturizer: With the heat of the summer, moisturizing becomes a priority. Try [La Roche-Posay Toleriane Double Repair Moisturizer UV](#) for a formula made especially for enhancing your skin that was a full five years in the making! This special formula contains prebiotics, a type of bacteria that's great for your skin and helps it build up a better barrier against dirt and dry skin. Best of all, it has built-in UV protection, so you don't have to worry about getting a sunburn on your face while you're out enjoying the summer sun.

4. A Must-Have Toner: Although Thayers Witch Hazel may look and sound like an old-timey beauty treatment, in reality this is a modern-day wonder. This toner not only rejuvenates your skin and preps it for your every day make-up routine, it also helps reduce acne and pore size and smells amazing! For a toner that does just about everything and will keep your skin smooth and sensational this summer, grab up a bottle of [Thayers Witch Hazel](#), available on Amazon Prime starting at eleven dollars.

Related Link: [Product Review: Keep Skin Smooth With Baby Foot](#)

5. A Phenomenal Face Mask: Looking for a way to get rid of blackheads so you can go make-up free in the pool? Try the [Glam Glow Mud Mask](#), a luxury experience in at-home spa treatments that is proven to wipe away blackheads and make your face shine it's brightest ever. This face mask reanimates your skin and completely clears out your pores with a cleaning solution that also helps moisturize and protect your face. While it is on the pricier side of things, the show-stopping effects will be sure to make this mask worth every penny this summer.

What are your beauty trend must-haves when it comes to looking sensational in the summertime? Let us know in the comments!

Fairidescent Make-Up Is Adding New Shine to Beauty Trends This Year



By [Noelle Downey](#)

Looking for a little extra sparkle in your life? Check out this hot new celebrity look to see if this [beauty trend](#) could be the solution for you. Fairidescent make-up combines the

flowery beauty of spring with the glitter and sparkle of any luxury night out to create a look that stuns and enchants. Fairidescent make-up is a combination of “fairy” and “iridescent” and there’s really no other way to describe it – this make-up takes the natural glow of a fabled forest nymph and adds in all the glitter and gloss of the high life. If you’re looking for a stand-out look for a [date night](#) that will make your partner fall under your spell this summer, look no further. Fairidescent make-up is the beauty trend that will help you sparkle and shine in all kinds of summer weather this year, and make every moment seem just a little more magical.

This beauty trend will sprinkle some pixie dust on your summer and fill you with happy thoughts! What are some ways to incorporate this look into your every day style?

1. Sparkling Brows: For a look that will draw attention and make heads turn, try this daring look that combines all the glitter of a night on the dance floor with the gentle natural essences of a fairy queen. The most daring part of this look? The brows! Use a little of this glitter-tastic fairidescent make-up to highlight your brows and add some shimmer to your forehead for a beautiful and eye-catching look that will leave all your admirers totally charmed.



Photo: pah.lah.mua /
Instagram

Related Link: [Beauty Trend: Mauve Is In for Spring 2017](#)

2. Sprinkle of Glittery Freckles: Add some character to your face with this sprinkle of glittery highlighter across the nose and upper cheekbones, lending a sense of the supernatural to an otherwise ordinary look. These sparkles double as a great replacement for a cute spatter of fairy-like freckles, and will have you looking shiny and new this summer as you smile and simper in the sun.



Photo: no_fakelashes /
Instagram

3. Shimmery Lip: If you're going bold with your eye make-up

when it comes to glitter, why not adopt this look and complement that shine with a shimmery lip. The shiny green will draw eyes to your pretty pout, and will complete your sparkly look while still alluding to the green and natural side of things that help take this look from glitter girl to flower child.



Photo: [sona.miksovska](#) /
Instagram

Related Link: [Beauty Trend: Lollipop Lips Top the Charts as Weirdest Trend of the Year](#)

4. Shiny Nails: Add a little sparkle to every wave of your hands with this glittery and glam manicure that takes fairidescent coloring to a whole new level. With varying pastel colors and an undeniable starry shine, these nails are perfect for a complementing a fairidescent make-up look and tying the sparkling style together.



Photo: whoslauri /
Instagram

5. Bright and Bold Eyeshadow: Just because you're channeling your inner sprite, doesn't mean you can't graduate from perfect pastels to courageously bright colors! Even if you're still looking for that fairidescent look, add some bright pink and deep orange for variation and sprinkle some glittery dots in complimentary colors around your eyes for some added mystique. Bonus points if you can find a flower crown to match! And just like that, you're the new fairidescent fairy queen this summer!



Photo: sona.miksovskaa /
Instagram

What do you think of this new beauty trend? Gorgeously glittery or so many sparkles you can't think straight? Let us know in the comments!

Beauty Trend: Glitter Cuticles



By [Delaney Gilbride](#)

2017 has been chock-full of out-of-the-box [beauty trends](#). From lollipop lips to feathered eye brows, it's safe to say we haven't seen the last of these innovative trends. Which is why we're not surprised that the latest beauty movement is

anything but ordinary – did anybody say “glitter”?

Cupid's here to tell you all about the latest beauty trend hitting Hollywood: Glitter Cuticles

Yes, glitter cuticles are a thing and they're taking the internet by storm. Harpersbazaar.com got an inside look at the newest nail movement as it was making its debut at the Spring 2017 Rodarte Show from its creator – manicurist Tracy Lee. The nail enthusiast said, “I was inspired by the collection. The designers love to mix textures, so we brought that to the nail. It creates a kind of jewelry effect on the nails, I always try to do something edgy for Rodarte; something that hasn't been seen before.”

Related Link: [Beauty Trend: Mauve Is In for Spring 2017](#)

The manicurist polished her models with a soft pink nail, finishing them off with silver glitter polish on the cuticles to give the nails that extra shine. Everyone is hopping on board with this glitter obsession and we couldn't be more psyched! This trend is perfect for those who have a hard time “staying within the lines” when it comes to painting your own nails. Just paint some glitter over your cuticles and voila! A perfect coat.


Related Link: [Fashion Trend: The '90s Are Making a Comeback](#)

Unfortunately, cuticles are known to be fairly dry which makes removing the glitter polish from your fingers a bit of a struggle. A [beauty tip](#) to avoid this is to either use glitter eyeliner or glitter flakes when spicing up your cuticle life. They come right off. We're sure to see many more glitter trends to come throughout the Spring and Summer seasons and we can't wait. But for now, we'll try our hand at this new

cuticle movement!

Have you tried glitter cuticles? Comment below and let us know your thoughts!

Beauty Tricks: Prosecco-Flavored Nail Polish



By [Delaney Gilbride](#)

The latest (and most interesting) [beauty trend](#) extends to demographics across the world bringing brunch-lovers and nail biters together in celebration of the first edible nail polish – Prosecco Polish. According to [Shape.com](#), this tasty trend

comes to us from the creative geniuses behind Groupon. The discounted site debuted the alcohol-infused nail polish to their United Kingdom followers only a couple weeks ago just in time for Mother's Day in the UK.

Not only does this polish taste *and* smell like our favorite bubbly white wine, its golden metallic finish looks just like prosecco!

"To help celebrate Mother's Day [in May], we've created the world's first edible prosecco-flavored nail polish, 'Prosecco Polish'," the creators of Groupon shared on their website. "Combining our love for manicures and prosecco, this nail varnish is made with real prosecco and smells and tastes just like the real thing. With a delicate gold luster, this lick-able polish looks exquisite, giving you the fun of the flavor without a sore head the next day."

Related Link: [Product Review: Get a Stellar Celebrity Look with Color Wow Pop & Foxybae](#)

Although the nail polish is claimed to be edible, we're going to give our readers a quick [beauty tip](#): DO NOT go around drinking it like real prosecco! Its sparkly finish may look yummy, but don't let it distract you from the DO NOT DRINK warning plastered right on the bottle. Just because Groupon says the nail polish has "zero calories" doesn't mean you should overlook all the other ingredients put into the polish, including propylene glycol, sodium saccharin, potassium aluminium silicate, and more. However, if you want to suck on your fingers all day to receive that sweet taste of prosecco, go for it!

Related Link: [Beauty Trend: Lollipop Lips Top the Charts as Weirdest Trend of the Year](#)

Unfortunately, those of us in the United States won't be able to experience prosecco-infused nail polish on our [date nights](#) any time soon. Prosecco Polish won't arrive in the U.S. until sometime this May which, subsequently, appears to be right around Mother's Day. As of right now, over 10,000 GrouponUK users have already entered their sweepstakes to win a free bottle of Prosecco Polish. It has us wondering, will this new beauty trend be a hit in the United States? Guess we'll find out in May!

Would you purchase a bottle of Prosecco Polish? Comment below!

Beauty Trend: Mauve Is In for Spring 2017





By Noelle Downey

Are you looking to spruce up your look for spring and stand out in the sunny weather? Don't be fooled by the brilliant colors of this fresh new season; the newest cutting edge [beauty trend](#) of 2017 has effectively proven that even the more muted tones in the rainbow can be smooth, stunning and, of course, supremely stylish. Mauve is the talk of the spring season this year, with mauve accessories and make-up claiming their place as the must-have beauty staples of the most fashion-forward. This superb shade may be subtle, but it certainly doesn't lack star power, and your favorite celebrity looks this spring are destined to be mauve masterpieces.

Whether adding a dash of color to a pretty pout or making nails look fabulous from every angle, see why mauve is the most versatile and

stylish color and beauty trend of 2017 so far!

1. A Lovely Lip: Rockstar [Rihanna](#) looks fierce and fabulous with a light mauve lipstick that adds a touch of trendy to her already elegant celebrity style. The subtle shade compliments her glowing skin while adding a mesmerizing mauve sparkle to her perfect pout. Add a mauve lipstick to your make up bag to use when you want a natural look with a pop of color that draws the eye to your gorgeous smile.



Rihanna. Photo: Instagram

Related Link: [Beauty Trend: Lollipop Lips Top the Charts as Weirdest Trend of the Year](#)

2. Novel Nails: At your next manicure, consider this shade of mauve as your preferred pigment, a trendy, grown-up alternative to a bold color like purple or pink. Find a lip tint that matches for a coordinated, stand-out look, or let your nails sparkle as a lovely touch to an otherwise ordinary outfit. This neutral tone on your nails will add just enough eye-catching color to make any look go from forgettable to fantastic.



Mauve nails. Photo:
byoube / Instagram

3. A Head Turning Hair Color: Ready for a big commitment to this hot new beauty trend? Say goodbye to boring brown or blonde locks, and say hello to this magnificent shade of mauve! Take the plunge and try this gorgeous all-over color on your hair, with undertones of purple and pink, to bring out your skin tone and make a stylish statement not soon forgotten. Pastel color hair is so in right now – take the opportunity to get the best out of this beauty tip with hair that will turn heads wherever you go.



Mauve hair. Photo:
lush_wigs / Instagram

Related Link: [Beauty Tips: 5 Hair Trends for 2017](#)

4. An Exceptional Eyeshadow: Reality star [Kylie Jenner](#) steps out in a simple black summer dress and some gorgeously subtle mauve eyeshadow that perfectly compliments her golden summer-ready skin. While Kylie keeps it casual and relaxed in these photos, her sweet smile shows she knows how runway-ready her choice of eyeshadow makes her look.



Kylie Jenner wears mauve eyeshadow. Photo: hadid__jenner / Instagram

5. Amazing Accessories: While mauve make-up is certainly getting its time in the spotlight when it comes to celebrity beauty trends, if you're interested in a stylish piece to add even more fashionista flair to your look, mauve accessories are here for you. This trendy mauve Michael Kors bag is the perfect way to show off how fashion-forward you are while also exhibiting the luxury name brands you love. Throw it over your shoulder to compliment a casual date at a coffee shop this spring and enjoy the flattery you receive by trendily taking advantage of this season's mauve mania.



Michael Kors bag in the color mauve. Photo: irosungozunden / Instagram

What are some other beauty trends that incorporate the color mauve? Share your comments below.

Beauty Trend: Lollipop Lips Top the Charts as Weirdest Trend of the Year





By [Cortney Moore](#)

When 2017 started, no one knew the over-lined lip trend would take a messy turn. Well, the makeup artists at MAC Cosmetics showed us that anything is possible with their experimental [beauty trend](#) that is now known as “lollipop lips.” MAC debuted this strange makeup look during London Fashion Week, and it has apparently taken off on social media with avant-garde beauty enthusiasts. Why would anyone try their hand at lollipop lips? It’s intended to mimic the appearance one might get after sucking on a lollipop- which gives off an “innocent” look. If you’re bold enough to try lollipop lips, here are a few [beauty tips](#) to help achieve this outlandish trend.

There’s no need to apply your lip color perfectly with this latest beauty trend!

Runway ready: Any lip color works fine if you’re going for a runway look, but an untraditional hue adds a fashion-forward

edge. Take inspiration from aphrodisiacdeity on Instagram. She mastered this beauty trend with a lavender cream finish. The matching lavender eyebrow highlight and hair color complement the lip stain and pull the whole look together. Don't be afraid to heavy-handedly smudge your lip color if you want to look like MAC model.



[View this post on Instagram](#)



#lollipoplips inspired by @zephyrlestrange and @teratology 🍷 #motd

A post shared by [Rosie Clark \(@queencthulu\)](#) on Mar 6, 2017 at 10:51am PST

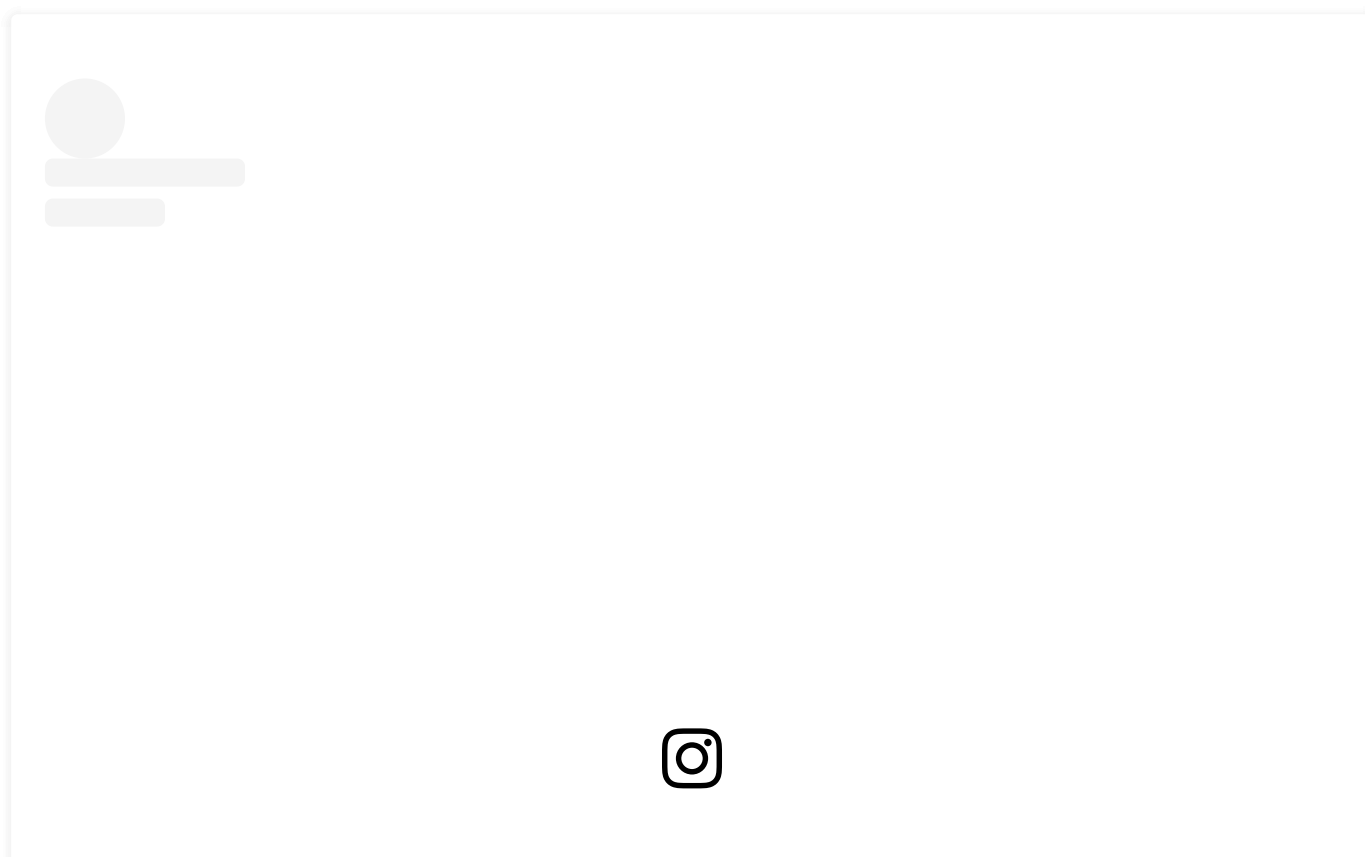
Related Link: [Product Review: Keep Skin Smooth With Baby Foot](#)

Medium smudge: Go for a less messy look by using a bold lip color and smudging it out slightly in select areas. Beauty blogger umaimamehtab effortlessly shows us how to rock the lollipop look with her scarlet red lip gloss. The glossy finish reflects the light in an ethereal way and adds a level of chic to this youthful trend. Note how she mainly smudged the color around her top lip to create an ombré appearance.

<https://www.instagram.com/p/BRjF60ylZkS/>

Related Link: [Beauty Tips: 5 Hair Trends for 2017](#)

Go subtle: If you're on the shier side, a barely-there lollipop look would suit you best. Youtube sensation Celia Leslie shows us that smeared lipstick can be a cute addition to a makeup routine. She smudges her lip stain slightly above her natural lip line, giving off familiar over-lined vibes. Going lighter at the corners of the mouth make it look like you've worn your lip color a long time, and also adds dimension, making lips appear fuller.



[View this post on Instagram](#)



ppl clown on the smeared lip look but i think its cute ☺☺

A post shared by [celia Ⅱ](#) (@ihatecelia) on Mar 18, 2017 at 12:09pm PDT

At least now you can kiss your love on [date night](#) without worrying about smeared lipstick. Lollipop lips are a life saver for those who have unsteady hands when it comes to applying lip liner. Whatever happens to your lip color, just be confident. Being a little messy is trendier than ever! You don't need to be a masterful makeup artist to look like a celebrity beauty.

How do you feel about lollipop lips? Are willing to give this look a try? Tell us in the comments below!

Celebrity Hairstyles: The 2017 Hair Trend That's

Brightening Up Fashion Week



By [Cortney Moore](#)

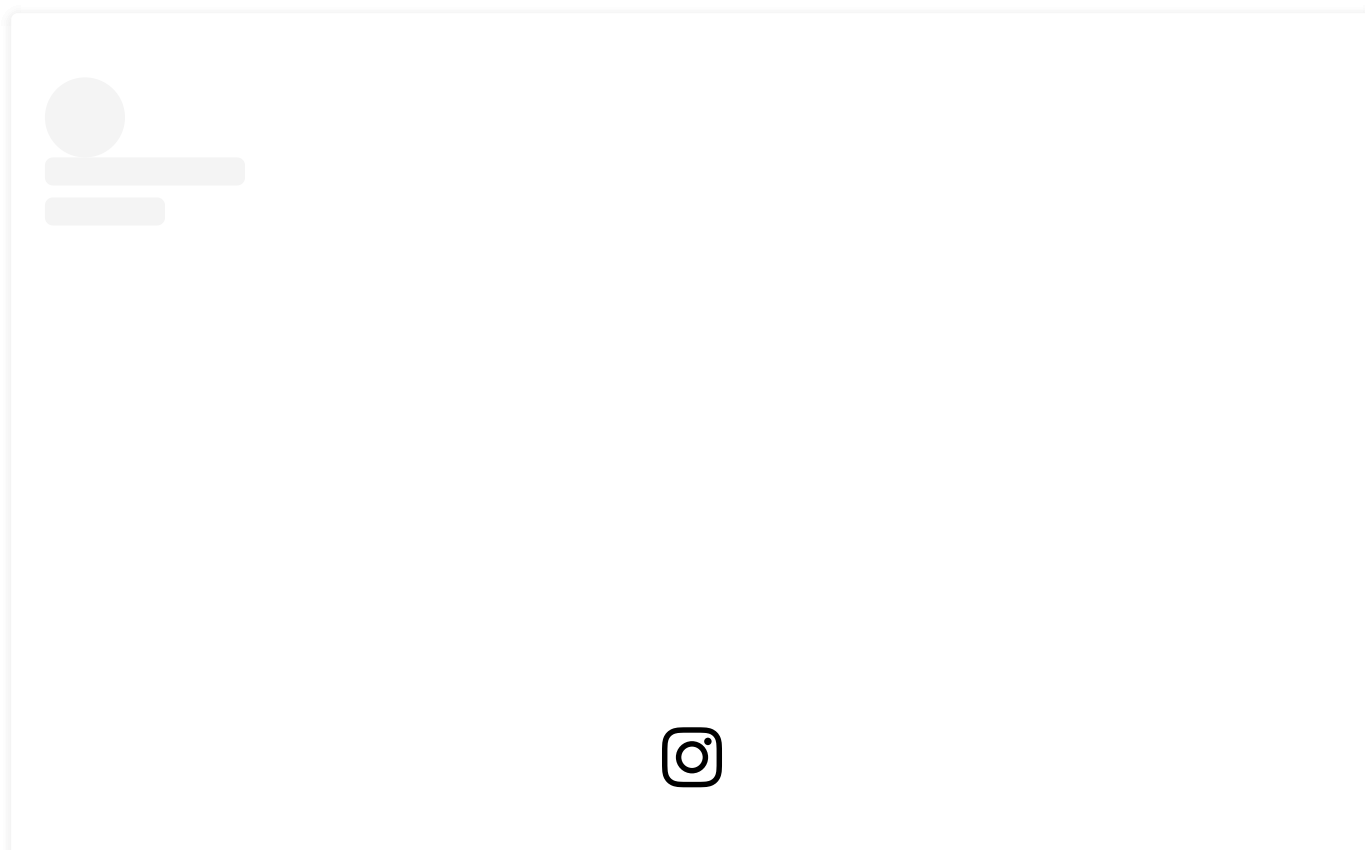
[Celebrity hairstyles](#) have always influenced pop culture. Whether it be the “the Rachel” haircut from the 90s, or the partial buzzcuts made popular by the likes of Rihanna and Cassie Ventura in the 2010s- fans can’t help but take cues from [celebrity style](#). New York Fashion Week 2017 is no exception. According to [Vogue.com](#), bright and colorful dye jobs were hair trends that made [celebrity news](#). If you want to make a bold statement this year, then try to make it clear with your hair. Here are six celebrities that have masterfully flaunted their colored locks.

Colorful tresses took over NY Fashion Week, see if you can take inspiration from some of these bright celebrity hairstyles!

Steel Blue: English singer and songwriter Louisa Johnson isn't afraid to dabble in icy tones. The smokey pastel blue color helps to bring out her lovely features. Her blunt cut and soft layers also add a hint of sophistication to this punky color. What's even better? She achieved this look with L'oreal box dye!

<https://www.instagram.com/p/BQisEtEFLuH/?taken-by=louisa&hl=en>

Pretty in Pink: American model Hailey Baldwin mixes femininity and edge with this rosy pink hair color. Loose body waves give this style a youthful appearance, so be wary if you're trying to achieve a mature look with your hairstyle. Pastel tones are also a pretty and playful contrast with tan skin.



[View this post on Instagram](#)



A post shared by [Hailey Rhode Bieber \(@haileybieber\)](#) on Jan 16, 2017 at 7:45pm PST

Related Link: [Beauty Tips: 5 Hair Trends for 2017](#)

Earthy Tones: If you love mother earth, then Katy Perry's faded green hair might be the look for you. Her dark roots seamlessly blends with the green tones in a nice ombré effect, much like a lush forest. The bob cut adds a retro, but fashionable look.






[View this post on Instagram](#)



SLIME GREEN FOR SPRING by my bb's @neeenaboo & @brantmayfield at the @mcmillansalon 🍃🍃🍃

A post shared by [KATY PERRY](#) (@katyperry) on Apr 7, 2014 at 5:34pm PDT

Go Granny Go: Aside from Kardashian-related drama, Blac Chyna is known for her long and colorful wigs. This year however, the reality star surprised us with cropped grey tresses. Her beautiful cheekbones and jawline are brought out more with this color and cut combo.





[View this post on Instagram](#)



Strength

A post shared by [Blac Chyna \(@blacchyna\)](#) on Feb 8, 2017 at 12:52pm PST

Related Link: [Celebrity Looks: 3 Easy Ways To Dress Like a Celebrity](#)

Galaxy Colors: Demi Lovato does much more than sing, she can also paint the colors of the galaxy! Dying a whole head with multiple colors can be high maintenance and difficult to upkeep, so take a page out Demi's book and try colorful extensions or dip-dyed ends in purple, blue and pink.

https://www.instagram.com/p/o_s5xq0KmL/?taken-by=ddlovato&hl=en

Pastel Rainbow: Some might say Kylie Jenner is the queen of changing hair colors. She stunned fans at Coachella last year with multicolored locks. The pastel touch adds a modern twist to rainbow hair. However, it's important to note that this look is very high maintenance.





[View this post on Instagram](#)

Metallic matte HEIR on the lips @kyliecosmetics

A post shared by [Kylie \[redacted\]](#) (@kyliejenner) on Apr 16, 2016 at 11:24pm PDT

And celebrities aren't the only ones crazy about colorful hair. The trend was also seen on the runway this Fashion Week. Designer Jeremy Scott sent model Olesya Ivanishcheva down the catwalk with neon pink hair, while ADEAM let model Mae Lapres walk down in electric blue. So it seems that celebrities are onto to something with their out-there hair trends.

What do you think of this latest hair trend? Would you experiment with the colors of the rainbow? Let us know in the

comments below!

Beauty Tips: 5 Hair Trends for 2017




By [Cortney Moore](#)

Need a a dramatic change for 2017? Maybe these [hair trends](#) are just what you need in your life! Sometimes all you need is a different style, color or cut to make you feel brand new. Learn about the latest [celebrity style](#) and how you can achieve these fashionable trends with the following [beauty tips](#).

Beauty tips that will keep your hair up to date!

1. **[A touch of orange](#)**: Ladies no longer have to be afraid of brassy tones. Orange hair is becoming a popular trend this year. There are so many shades you can try: copper, rose gold, peach bellini, blorange (the new strawberry blonde), creamsicle and much more! Go out and take a risk; maybe redheads are the ones who have all the fun.



2. **[Low maintenance cuts](#)**: Boys aren't the only ones who can rock short hair. Cropped tresses are here to stay for 2017. This look is perfect for those who want to bring out their bone structure or add edge to their style. That's not to mention how low maintenance these cuts are, so you'll save a lot of time on your beauty regimen. You'll also save a bit of money on styling products compared to your long-haired companions.



Related Link: [Product Review: The Perfect Products To Start Your New Year Off Right](#)

3. **The faux-perm**: Big curly hair has made a comeback! Chunky spiral curls can be achieved with a flexi rod set. Don't worry if your curls don't come out perfectly uniform. A little frizz or varied texture gives your hair more definition and looks chic. The fluffier the curls, the better. Enjoy bringing the 80's out with this unique hairstyle.




4. **Denim everything**: Another popular hair color trend for 2017 is denim hair! Much like the granny trend, the shades for this style vary from subtle to bold. Sneak in a pop of color to dark hair by adding a bit of indigo, or go the acid wash route with pastel blues, purples and greys. If you're really daring, you can add drama with a blend of these colors altogether.



Related Link: [Product Review: The Perfect Beauty Products To Look Your Best This Fall](#)

5. **Intricate braids**: An elegant braid is a great way to add glam to this commonly known casual hair style. This trend requires a bit of patience and dexterity because it can be tricky to get your hair to cooperate, but practice makes perfect. When you've mastered braiding your your tresses,

you'll be delighted to see how regal you look when your hair is out of your face.



Start the new year right with one of these fashionable hair trends! You're sure to impress on your next [date night](#) with one of these polished looks.

What do you think of this year's hair trends? Tell us what you think in the comments below!

Product Review: Smell As Good As You Look





This post was sponsored by Burberry.

By Mallory McDonald

Attraction can come from lots of things, but smell is certainly one of the most enticing beauty tips. Stop your next date in their tracks by spicing up your perfume, and start smelling as great as you look!

Check out My Burberry Black, a new and sultry fragrance on the market.

There are hundreds of fragrances released every year, but one brand seems to always stands out. The Burberry brand never fails to deliver, and their recent launch of My Burberry Black is no different.

This new perfume for women is inspired by the black heritage trench coat and features British actress Lily James. The fragrance fuses the scent of sun-drenched jasmine flower and peach nectar, with a touch of rose.

Customers are able to physically personalize their My Burberry Black bottle with up to three initials through a monogramming service available on [burberry.com](https://www.burberry.com) and selected Burberry and wholesale stores.

If you always feel like there is a missing element when it comes to your overall look on [date nights](#) in your relationship, use this product as an opportunity for change! Be prepared for your date to fawn all over you and ask about your new scent!

Don't miss the opportunity to smell as good as you feel! Check out our other product reviews [here](#).